
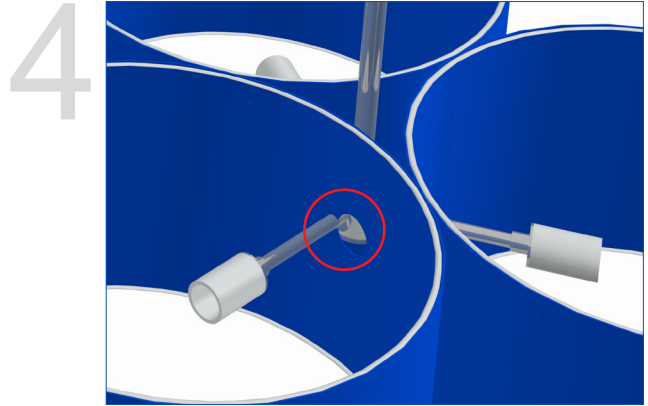


Parts list:


- 1 Socket Cluster Assembly
- 3 Shades
- 3 White Linen Diffusers
- 3 Nylon Snaps (2-part)



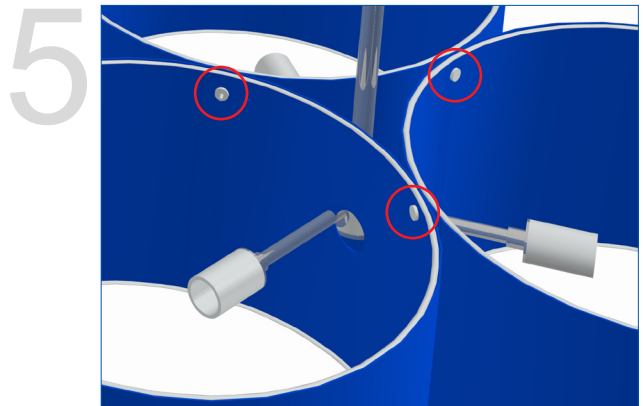
1 Insert socket assembly...




4 until each is positioned and locked within the smaller hole.




2 followed by remaining socket assemblies.



5 Insert 2-part snaps into corresponding 1/8" holes.



3 Rotate each shade...



6 Insert shade diffusers.