


Item	Lamping /Max Watts	Hang Method	Finial / Canopy / Base Finish	Shade Sizes / Description / Additional Info
------	--------------------	-------------	-------------------------------	---


Floor Lamps

	Aki II Bronze	1X 150W Max	N/A	Bronze	Shade: 18x10" Ht. 74"
	ArcTic	1X 150W Max In-Line Switch	N/A	Br. Metal w/ marble Base	Shade: 24x9" Ht. 87" Reach 51" to center of shade
	Bixar II	1X 75W Max	N/A	Walnut, Ebony, Choc. or Natural	Shade: 5x9x10" Ht. 60"
	Caden II	1X 150W Max	N/A	Zebra Wood	Shade: 16x9" Ht. 57"
	Cant	1X 100W Max In-Line Switch	N/A	Nickel plated with marble base.	Shade: 14x10" Ht. Adjust. To 83"
	Crane	1X 100W Max In-Line Switch	N/A	Br. Metal	Shade: 22x10" Ht. 79"
	Cuboid	1X 100W Max In-Line Switch	N/A	Zebra Wood Wrapped Base	Shade: 8x24.5" Ht. 55"
	Gigi Br. Metal	1X 150W Max	N/A	Br. Metal	Shade: 18x10" Ht.: 68"
	Gigi Bronze	1X 150W Max	N/A	Bronze	Shade: 18x10" Ht.: 68"
	Lalit	1X 100W Dimmer on Floor	N/A	Walnut, Ebony, Choc. or Natural	Shade: 8x24.5" Ht. 60.5"
	Lance II	1X 150W Max	N/A	Br. Metal	Shade: 14x9" Ht. 63"

*Most hanging lamps come with a acrylic diffuser.

Choose from our prints or C.O.M.

Additional sizes other than shown are available.

	Item			Lamping /Max Watts	Hang Method	Finial / Canopy / Base Finish	Shade Sizes / Description / Additional Info
	Lane			1X 150W Max	N/A	Walnut, Ebony, Choc. or Natural	Shade: 18x11" Ht. 52"
	Lorne II			1 X 150W Max	N/A	Zebra Wood	Shade: 18x10" Ht. 62"
	Nadia II			1X 150W Max	N/A	Walnut, Ebony, Choc. or Natural	Shade: 16x16" Ht. 57"
	Rel-Sol II			1X 150W Max	N/A	Walnut Finish on Bamboo	Shade: 16x9" Ht. 58"
	Rita III			1X 150W Max	N/A	Walnut, Ebony, Choc. or Natural	Shade: 18x11" Ht. 58.5"
	Split II			2X 60W Max	N/A	Br. Metal	Shade: 22x9x10" Ht. 63"
	Stuart II			1X 150W Max	N/A	Walnut, Ebony, Choc. or Natural	Shade: 16x9" Ht. 63.5"
	Thorne II			1 X 150W Max	N/A	Zebra Wood	Shade: 12x10 Ht. 57"
	Torch II			1X 60W Max In-Line Switch	N/A	Powder-Coated Metal	Shade: 9x41" Ht. 49"
	Trina			1X 150W Max	N/A	Br. Metal	Shade: 24x12" Ht. 60"
	Zed			1X 100W Max In-Line Switch	N/A	Br. Metal	Shade: 24x9" Ht. 72"
	Zee II			1X 150W Max	N/A	Walnut, Ebony, Choc. or Natural	Shade: 20x9" Ht. 63.5"

*Most hanging lamps come with a acrylic diffuser.

Choose from our prints or C.O.M.

Additional sizes other than shown are available.

Item		Lamping /Max Watts	Hang Method	Finial / Canopy / Base Finish	Shade Sizes / Description / Additional Info
------	--	--------------------	-------------	-------------------------------	---

Hanging Lamps LED Available Replaceable Array Only Fixed, Non Replaceable 120/277V Universal Voltage 0-10V Dimmable LED Array Options Available



**Abba
14x12**

1X 100W Max MED Base
Or GU-24

36" Cord

5" Br. Nickel

UPR: 8x3.5" LWR: 14x9"

**Abba
16x12**

1X 100W Max MED Base
Or GU-24

36" Cord

5" Br. Nickel

UPR: 10x3.5" LWR: 16x9"

**120V Phase
OR
120/277V
0-10V
Abba
18x12**

1X 16.3W, 2200 Lumens,
3000K, Phase OR 0-10V
Dim LED Array

36" Cord

5" Br. Nickel

For more technical info see: seascapelamps.com/pages/FAQs.html

UPR: 12x3.5" LWR: 18x9"

120V Phase

1X 25W, 2720 Lumens,
3000K, Phase Dim LED
Array

36" Cord

5" Br. Nickel

For more technical info see: seascapelamps.com/pages/FAQs.html

**120/277V
0-10V**

1X 40W, 4000 Lumen,
3000K, 0-10V Dim LED
Array

36" Cord

5" Br. Nickel

For more technical info see: seascapelamps.com/pages/FAQs.html

**Abba
20x12**

2X 100W Max MED Base
Or GU-24

36" Cord

5" Br. Nickel

UPR: 14x3.5 LWR: 20x9

120V Phase

1X 25W, 2720 Lumens,
3000K, Phase Dim LED
Array

36" Cord

5" Br. Nickel

For more technical info see: seascapelamps.com/pages/FAQs.html

**120/277V
0-10V**

1X 40W, 4000 Lumen,
3000K, 0-10V Dim LED
Array

36" Cord

5" Br. Nickel

For more technical info see: seascapelamps.com/pages/FAQs.html

**Abba
22x12**

2X 100W Max MED Base
Or GU-24

36" Cord

5" Br. Nickel

UPR: 16x3.5" LWR: 22x9"

120V Phase

1X 25W, 2720 Lumens,
3000K, Phase Dim LED
Array

36" Cord
















5" Br. Nickel

For more technical info see: seascapelamps.com/pages/FAQs.html

*Most hanging lamps come with a acrylic diffuser.

Choose from our prints or C.O.M.

Additional sizes other than shown are available.

















	Item	Lamping /Max Watts	Hang Method	Finial / Canopy / Base Finish	Shade Sizes / Description / Additional Info
	120/277V 0-10V	1X 40W, 4000 Lumen, 3000K, 0-10V Dim LED Array			For more technical info see: seascapelamps.com/pages/FAQs.html
	Abba 24x12	2X 100W Max MED Base Or GU-24	36" Cord	5" Br. Nickel	UPR: 18x3.5" LWR: 24x9"
	120V Phase	1X 25W, 2720 Lumens, 3000K, Phase Dim LED Array			For more technical info see: seascapelamps.com/pages/FAQs.html
	120/277V 0-10V	1X 40W, 4000 Lumen, 3000K, 0-10V Dim LED Array			For more technical info see: seascapelamps.com/pages/FAQs.html
	Abba 26x12	2X 100W Max MED Base Or GU-24	36" Cord & Guy Wire	5" Br. Nickel	UPR: 20x4" LWR: 26x9"
	120V Phase	3X 13W, 1350 Lumen, 3000K, Phase Dim LED Array, 4050 Total Lumen			For more technical info see: seascapelamps.com/pages/FAQs.html
	120/277V 0-10V	1X 40W, 4000 Lumen, 3000K, 0-10V Dim LED Array			For more technical info see: seascapelamps.com/pages/FAQs.html
	Abba 28x14	2X 100W Max MED Base Or GU-24	36" Cord & Guy Wire	5" Br. Nickel	UPR: 22x4" LWR: 28x11"
	120V Phase	3X 13W, 1350 Lumen, 3000K, Phase Dim LED Array, 4050 Total Lumen			For more technical info see: seascapelamps.com/pages/FAQs.html
	120/277V 0-10V	1X 40W, 4000 Lumen, 3000K, 0-10V Dim LED Array			For more technical info see: seascapelamps.com/pages/FAQs.html
	Abba 30x16	3X 100W Max MED Base Or GU-24	36" Cord & Guy Wire	5" Br. Nickel	UPR: 24x5" LWR: 30x12"
	120V Phase OR 120/277V 0-10V	3X 16.3W, 2200 Lumen, 3000K, Phase OR 0-10V Dim LED Array, 6600 Total Lumen			For more technical info see: seascapelamps.com/pages/FAQs.html
	120/277V 0-10V	1X 40W, 4000 Lumen, 3000K, 0-10V Dim LED Array			For more technical info see: seascapelamps.com/pages/FAQs.html

*Most hanging lamps come with a acrylic diffuser.

Choose from our prints or C.O.M.

Additional sizes other than shown are available.









5 seascape

	Item		Lamping / Max Watts	Hang Method	Finial / Canopy / Base Finish	Shade Sizes / Description / Additional Info
	Abba 36x16		4X 100W Max MED Base Or GU-24	36" Cord & Guy Wire	5" Br. Nickel	UPR: 30x5" LWR: 36x12"
	 120V Phase OR 120/277V 0-10V		3X 25W, 2720 Lumen, 3000K, Phase OR 0-10V Dim LED Array, 8160 Total Lumen			For more technical info see: seascapelamps.com/pages/FAQs.html
	Abba 42x18		5X 100W Max MED Base Or GU-24	36" Cord & Guy Wire	5" Br. Nickel	UPR: 38x6" LWR: 42x13"
	 120V Phase OR 120/277V 0-10V		3X 25W, 2720 Lumen, 3000K, Phase OR 0-10V Dim LED Array, 8160 Total Lumen			For more technical info see: seascapelamps.com/pages/FAQs.html
	Alta 19x10.25		2X 100W Max MED Base Or GU-24	36" Cord	5" Br. Nickel	18x10" Interior Shade
	 120V Phase		1X 25W, 2720 Lumens, 3000K, Phase Dim LED Array			For more technical info see: seascapelamps.com/pages/FAQs.html
	 120/277V 0-10V		1X 40W, 4000 Lumen, 3000K, 0-10V Dim LED Array			For more technical info see: seascapelamps.com/pages/FAQs.html
	Alta 21x11		2X 100W Max MED Base Or GU-24	36" Cord	5" Br. Nickel	20x11" Interior Shade
	 120V Phase		1X 25W, 2720 Lumens, 3000K, Phase Dim LED Array			For more technical info see: seascapelamps.com/pages/FAQs.html
	 120/277V 0-10V		1X 40W, 4000 Lumen, 3000K, 0-10V Dim LED Array			For more technical info see: seascapelamps.com/pages/FAQs.html
	Anita 20x9		5X 60W Max CAND Base	12" Nickel Tubing	F8 Crystal Ball Finial / 5 Canopy	
	Anita 30x10		5X 60W Max CAND Base	12" Nickel Tubing	F8 Crystal Ball	

*Most hanging lamps come with a acrylic diffuser.

Choose from our prints or C.O.M.

Additional sizes other than shown are available.

	Item	Lamping /Max Watts	Hang Method	Finial / Canopy / Base Finish	Shade Sizes / Description / Additional Info
	Anita 36x12	5X 60W Max CAND Base	12" Nickel Tubing	F8 Crystal Ball	
	Aperture 16x9	3X 25W Max CAND Base	36" Cord & Guy Wire	6" Br. Nickel	OUTTER: 16x9" INNER: 6x9"
	Aperture 20x11	3X 26W Max GU-24	36" Cord & Guy Wire	6" Br. Nickel	OUTTER: 20x11" INNER: 8x11"
	Aperture 24x11	3X 26W Max GU-24	36" Cord & Guy Wire	6" Br. Nickel	OUTTER: 24x11" INNER: 10x11"
	Aperture 30x11	6X 26W Max GU-24	36" Cord & Guy Wire	6" Br. Nickel	OUTTER: 30x11" INNER: 14x11"
	Aperture 36x11	6X 26W Max GU-24	36" Cord & Guy Wire	6" Br. Nickel	OUTTER: 36x11" INNER: 20x11"
	Aperture 42x11	6X 26W Max GU-24	36" Cord & Guy Wire	6" Br. Nickel	OUTTER: 42x11" INNER: 26x11"
	Aria 16x9	1X 100W Max	36" Cord	5" Br. Nickel	
	120V Phase OR 120/277V 0-10V	1X 16.3W, 2200 Lumens, 3000K, Phase OR 0-10V Dim LED Array			 For more technical info see: seascapelamps.com/pages/FAQs.html
	Aria 18x9	1X 100W Max	36" Cord	5" Br. Nickel	
	120V Phase	1X 25W, 2720 Lumens, 3000K, Phase Dim LED Array			 For more technical info see: seascapelamps.com/pages/FAQs.html
	120/277V 0-10V	1X 40W, 4000 Lumen, 3000K, 0-10V Dim LED Array			 For more technical info see: seascapelamps.com/pages/FAQs.html

*Most hanging lamps come with a acrylic diffuser.

Choose from our prints or C.O.M.


















Additional sizes other than shown are available.

	Item	Lamping /Max Watts	Hang Method	Finial / Canopy / Base Finish	Shade Sizes / Description / Additional Info
	Aria 20x9	1X 100W Max	36" Cord	5" Br. Nickel	
	120V Phase	1X 25W, 2720 Lumens, 3000K, Phase Dim LED Array			 For more technical info see: seascapeLamps.com/pages/FAQs.html
	120/277V 0-10V	1X 40W, 4000 Lumen, 3000K, 0-10V Dim LED Array			 For more technical info see: seascapeLamps.com/pages/FAQs.html
	Aria 24x11	2X 100W Max	36" Cord	5" Br. Nickel	
	120V Phase	1X 25W, 2720 Lumens, 3000K, Phase Dim LED Array			 For more technical info see: seascapeLamps.com/pages/FAQs.html
	120/277V 0-10V	1X 40W, 4000 Lumen, 3000K, 0-10V Dim LED Array			 For more technical info see: seascapeLamps.com/pages/FAQs.html
	Aria 28x12	2X 100W Max	6" Cord & Guy Wire	5" Br. Nickel	
	120V Phase OR 120/277V 0-10V	3X 13W, 1350 Lumen, 3000K, Phase Dim LED Array, 4050 Total Lumen			 7" Dedicated Replaceable, 1350 Lumens, 3000K, 80CRI
	Arlo 16x15	1X 100W Max MED Base Or GU-24	36" Cord	5" Br. Nickel	 UPR: 12x10x3.5" MDL: 16x9" LWR: 10x12x3.5"
	120V Phase OR 120/277V 0-10V	1X 16.3W, 2200 Lumens, 3000K, Phase OR 0-10V Dim LED Array			 For more technical info see: seascapeLamps.com/pages/FAQs.html
	Arlo 18x17	2X 100W Max MED Base Or GU-24	36" Cord	5" Br. Nickel	 UPR: 14x12x4.5" MDL: 18x9" LWR: 12x14x4.5"
	120V Phase	1X 25W, 2720 Lumens, 3000K, Phase Dim LED Array			 For more technical info see: seascapeLamps.com/pages/FAQs.html

*Most hanging lamps come with a acrylic diffuser.

Choose from our prints or C.O.M.

Additional sizes other than shown are available.

	Item		Lamping /Max Watts	Hang Method	Finial / Canopy / Base Finish	Shade Sizes / Description / Additional Info
	120/277V 0-10V		1X 40W, 4000 Lumen, 3000K, 0-10V Dim LED Array			For more technical info see: seascapelamps.com/pages/FAQs.html
	Arlo 20x19		2X 100W Max MED Base Or GU-24	36" Cord	5" Br. Nickel 	UPR: 16x14x5.5" MDL: 20x9" LWR: 14x16x5.5"
	120V Phase		1X 25W, 2720 Lumens, 3000K, Phase Dim LED Array			For more technical info see: seascapelamps.com/pages/FAQs.html
	120/277V 0-10V		1X 40W, 4000 Lumen, 3000K, 0-10V Dim LED Array			For more technical info see: seascapelamps.com/pages/FAQs.html
	Arlo 22x21		2X 100W Max MED Base Or GU-24	36" Cord	5" Br. Nickel 	UPR: 18x16x6" MDL: 22x9" LWR: 16x18x6"
	120V Phase		1X 25W, 2720 Lumens, 3000K, Phase Dim LED Array			For more technical info see: seascapelamps.com/pages/FAQs.html
	120/277V 0-10V		1X 40W, 4000 Lumen, 3000K, 0-10V Dim LED Array			For more technical info see: seascapelamps.com/pages/FAQs.html
	Arlo 24x23		2X 100W Max MED Base Or GU-24	36" Cord	5" Br. Nickel 	UPR: 20x18x6" MDL: 24x11" LWR: 18x20x6"
	120V Phase		1X 25W, 2720 Lumens, 3000K, Phase Dim LED Array			For more technical info see: seascapelamps.com/pages/FAQs.html
	120/277V 0-10V		1X 40W, 4000 Lumen, 3000K, 0-10V Dim LED Array			For more technical info see: seascapelamps.com/pages/FAQs.html
	Arlo 26x25		3X 100W Max MED Base Or GU-24	36" Cord	5" Br. Nickel 	UPR: 22x20x7" MDL: 26x13" LWR: 20x22x7"
	Arlo 28x27		3X 100W Max MED Base Or GU-24	36" Cord	5" Br. Nickel 	UPR: 24x22x7.5" MDL: 28x14" LWR: 22x24x7.5"
	Arlo 30x29		3X 100W Max MED Base Or GU-24	36" Cord & Guy Wire	5" Br. Nickel	UPR: 26x24x8" MDL: 30x15" LWR: 24x26x8"

*Most hanging lamps come with a acrylic diffuser.

Choose from our prints or C.O.M.





















Additional sizes other than shown are available.

	Item	Lamping /Max Watts	Hang Method	Finial / Canopy / Base Finish	Shade Sizes / Description / Additional Info
	Arlo 36x34	4X 100W Max MED Base Or GU-24	36" Cord & Guy Wire	5" Br. Nickel	UPR: 32x30x10" MDL: 36x18" LWR: 30x32x10"
	Arlo 42x38	5X 100W Max MED Base Or GU-24	36" Cord & Guy Wire	5" Br. Nickel	UPR: 38x36x10.5" MDL: 42x19" LWR: 36x38x10.5"
■	LED Ashton 12x4.5 120V Phase OR 120/277V 0-10V	1X 16.3W, 2200 Lumens, 3000K, Phase OR 0-10V Dim LED Array	Surface Mount	9.75" Br. Nickel	● For more technical info see: seascapelamps.com/pages/FAQs.html
	LED Ashton 14x4.5 120V Phase OR 120/277V 0-10V	1X 16.3W, 2200 Lumens, 3000K, Phase OR 0-10V Dim LED Array	Surface Mount	12" Br. Nickel	● For more technical info see: seascapelamps.com/pages/FAQs.html
	LED Ashton 16x4.5 120V Phase OR 120/277V 0-10V	1X 16.3W, 2200 Lumens, 3000K, Phase OR 0-10V Dim LED Array	Surface Mount	15" Br. Nickel	● For more technical info see: seascapelamps.com/pages/FAQs.html
	LED Ashton 18x4.5 120V Phase	1X 25W, 2720 Lumens, 3000K, Phase Dim LED Array	Surface Mount	15" Br. Nickel	● For more technical info see: seascapelamps.com/pages/FAQs.html
	LED 120/277V 0-10V	1X 40W, 4000 Lumen, 3000K, 0-10V Dim LED Array			● For more technical info see: seascapelamps.com/pages/FAQs.html
	LED Ashton 20x4.5 120V Phase	1X 25W, 2720 Lumens, 3000K, Phase Dim LED Array	Surface Mount	15" Br. Nickel	● For more technical info see: seascapelamps.com/pages/FAQs.html
	LED 120/277V 0-10V	1X 40W, 4000 Lumen, 3000K, 0-10V Dim LED Array			● For more technical info see: seascapelamps.com/pages/FAQs.html
	LED Ashton 24x4.5 120V Phase	1X 25W, 2720 Lumens, 3000K, Phase Dim LED Array	Surface Mount	15" Br. Nickel	● For more technical info see: seascapelamps.com/pages/FAQs.html
	LED 120/277V 0-10V	1X 40W, 4000 Lumen, 3000K, 0-10V Dim LED Array			● For more technical info see: seascapelamps.com/pages/FAQs.html

*Most hanging lamps come with a acrylic diffuser.

Choose from our prints or C.O.M.

Additional sizes other than shown are available.

	Item	Lamping /Max Watts	Hang Method	Finial / Canopy / Base Finish	Shade Sizes / Description / Additional Info
	Ashton 30x5 120V Phase OR 120/277V 0-10V	3X 16.3W, 2200 Lumen, 3000K, Phase OR 0-10V Dim LED Array, 6600 Total Lumen	Surface Mount	15" Br. Nickel	 For more technical info see: seascapelamps.com/pages/FAQs.html
	Ashton II 12x4.5 120V Phase OR 120/277V 0-10V	1X 16.3W, 2200 Lumens, 3000K, Phase OR 0-10V Dim LED Array	12" Nickel Tubing	5" Br. Nickel	 For more technical info see: seascapelamps.com/pages/FAQs.html
	Ashton II 14x4.5 120V Phase OR 120/277V 0-10V	1X 16.3W, 2200 Lumens, 3000K, Phase OR 0-10V Dim LED Array	12" Nickel Tubing	5" Br. Nickel	 For more technical info see: seascapelamps.com/pages/FAQs.html
	Ashton II 16x4.5 120V Phase OR 120/277V 0-10V	1X 16.3W, 2200 Lumens, 3000K, Phase OR 0-10V Dim LED Array	12" Nickel Tubing	5" Br. Nickel	 For more technical info see: seascapelamps.com/pages/FAQs.html
	Ashton II 18x4.5 120V Phase	1X 25W, 2720 Lumens, 3000K, Phase Dim LED Array	12" Nickel Tubing	5" Br. Nickel	 For more technical info see: seascapelamps.com/pages/FAQs.html
	120/277V 0-10V	1X 40W, 4000 Lumen, 3000K, 0-10V Dim LED Array			 For more technical info see: seascapelamps.com/pages/FAQs.html
	Ashton II 20x4.5 120V Phase	1X 25W, 2720 Lumens, 3000K, Phase Dim LED Array	12" Nickel Tubing	5" Br. Nickel	 For more technical info see: seascapelamps.com/pages/FAQs.html
	120/277V 0-10V	1X 40W, 4000 Lumen, 3000K, 0-10V Dim LED Array			 For more technical info see: seascapelamps.com/pages/FAQs.html
	Ashton II 24x4.5 120V Phase	1X 25W, 2720 Lumens, 3000K, Phase Dim LED Array	12" Nickel Tubing	5" Br. Nickel	 For more technical info see: seascapelamps.com/pages/FAQs.html
	120/277V 0-10V	1X 40W, 4000 Lumen, 3000K, 0-10V Dim LED Array			 For more technical info see: seascapelamps.com/pages/FAQs.html

*Most hanging lamps come with a acrylic diffuser.

Choose from our prints or C.O.M.









Additional sizes other than shown are available.

	Item	Lamping /Max Watts	Hang Method	Finial / Canopy / Base Finish	Shade Sizes / Description / Additional Info
	Ashton II 30x5 120V Phase OR 120/277V 0-10V	3X 16.3W, 2200 Lumen, 3000K, Phase OR 0-10V Dim LED Array, 6600 Total Lumen	12" Nickel Tubing	5" Br. Nickel	 For more technical info see: seascapelamps.com/pages/FAQs.html
	Ashton II 36x5 120V Phase OR 120/277V 0-10V	3X 25W, 2720 Lumen, 3000K, Phase OR 0-10V Dim LED Array, 8160 Total Lumen	12" Nickel Tubing	5" Br. Nickel	 For more technical info see: seascapelamps.com/pages/FAQs.html
	Ashton II 42x7 120V Phase OR 120/277V 0-10V	3X 25W, 2720 Lumen, 3000K, Phase OR 0-10V Dim LED Array, 8160 Total Lumen	12" Nickel Tubing	5" Br. Nickel	 For more technical info see: seascapelamps.com/pages/FAQs.html
	Ashton II 48x10	4X 25W, 2720 Lumens, 3000K, Phase Dim LED Array, 10880 Total Lumen	12" Nickel Tubing	5" Br. Nickel	 For more technical info see: seascapelamps.com/pages/FAQs.html
	120/277V 0-10V	4X 40W, 4000 Lumen, 3000K, 0-10V Dim LED Array, 16000 Total Lumen			 For more technical info see: seascapelamps.com/pages/FAQs.html
	Ben 13x8x14	1X 100W Max MED Base Or GU-24	36" Cord	5" Br. Nickel	
	120V Phase OR 120/277V 0-10V	1X 16.3W, 2200 Lumens, 3000K, Phase OR 0-10V Dim LED Array			 For more technical info see: seascapelamps.com/pages/FAQs.html
	Ben 16x10x18	1X 100W Max MED Base Or GU-24	36" Cord	5" Br. Nickel	
	120V Phase	1X 25W, 2720 Lumens, 3000K, Phase Dim LED Array			 For more technical info see: seascapelamps.com/pages/FAQs.html
	120/277V 0-10V	1X 40W, 4000 Lumen, 3000K, 0-10V Dim LED Array			 For more technical info see: seascapelamps.com/pages/FAQs.html

*Most hanging lamps come with a acrylic diffuser.

Choose from our prints or C.O.M.












Additional sizes other than shown are available.

	Item	Lamping /Max Watts	Hang Method	Finial / Canopy / Base Finish	Shade Sizes / Description / Additional Info
	Ben 18x12x20	1X 100W Max MED Base Or GU-24	36" Cord	5" Br. Nickel	
	120V Phase	1X 25W, 2720 Lumens, 3000K, Phase Dim LED Array			 For more technical info see: seasapelamps.com/pages/FAQs.html
	120/277V 0-10V	1X 40W, 4000 Lumen, 3000K, 0-10V Dim LED Array			 For more technical info see: seasapelamps.com/pages/FAQs.html
	Ben 20x14x22	2X 100W Max MED Base Or GU-24	36" Cord & Guy Wire	5" Br. Nickel	
	120V Phase	1X 25W, 2720 Lumens, 3000K, Phase Dim LED Array			 For more technical info see: seasapelamps.com/pages/FAQs.html
	120/277V 0-10V	1X 40W, 4000 Lumen, 3000K, 0-10V Dim LED Array			 For more technical info see: seasapelamps.com/pages/FAQs.html
	Bloom 4 22x9	1X 100W Max MED Base Or GU-24	36" Cord	5" Br. Nickel	 16" INR: Shade
	120V Phase OR 120/277V 0-10V	1X 16.3W, 2200 Lumens, 3000K, Phase OR 0-10V Dim LED Array			 For more technical info see: seasapelamps.com/pages/FAQs.html
	Bloom 8 23x9	1X 100W Max MED Base Or GU-24	36" Cord	5" Br. Nickel	 16" INR: Shade
	120V Phase OR 120/277V 0-10V	1X 16.3W, 2200 Lumens, 3000K, Phase OR 0-10V Dim LED Array			
	Bloom 8 31x9	2X 100W Max MED Base Or GU-24	36" Cord & Guy Wire	5" Br. Nickel	 24" INR: Shade
	120V Phase	1X 25W, 2720 Lumens, 3000K, Phase Dim LED Array			 For more technical info see: seasapelamps.com/pages/FAQs.html

*Most hanging lamps come with a acrylic diffuser.

Choose from our prints or C.O.M.









Additional sizes other than shown are available.

	Item	Lamping /Max Watts	Hang Method	Finial / Canopy / Base Finish	Shade Sizes / Description / Additional Info
	 120/277V 0-10V	1X 40W, 4000 Lumen, 3000K, 0-10V Dim LED Array			For more technical info see: seasapelamps.com/pages/FAQs.html
	Cade	3X 100W Max MED Base Or GU-24	36" Cord ADJ Guy Wire	14" Rect. Br. Alum Black, Silver or Bronze.	(1) 16x11"; (2) 12x9", OA: 48x16x32"
	 120V Phase OR 120/277V 0-10V	3X 16.3W, 2200 Lumen, 3000K, Phase OR 0-10V Dim LED Array, 6600 Total Lumen			For more technical info see: seasapelamps.com/pages/FAQs.html
	Cascade	3X 100W Max MED Base Or GU-24	36" Cord	5" Br. Nickel	(2) UPR: 20x9" LWR:14x9", OA: 20x22"
	Cascade II	4X 100W Max MED Base Or GU-24	36" Cord	5" Br. Nickel	(2) UPR: 20x9" LWR: 20x9" OA: 20x22"
	Chad	3X 100W Max MED Base Or GU-24	36" Cord ADJ Guy Wire	14" Rect. Br. Alum Black, Silver or Bronze.	(3)12x20", OA: 48x12"
	 120V Phase OR 120/277V 0-10V	3X 16.3W, 2200 Lumen, 3000K, Phase OR 0-10V Dim LED Array, 6600 Total Lumen			For more technical info see: seasapelamps.com/pages/FAQs.html
	Cleese 20x11	1X 100W Max MED Base Or GU-24	15" turned wood stem Walnut, Ebony, Choc. or Natural	5" Br. Nickel	Cone: 16x20x27". OA: 26"
	 120V Phase	1X 25W, 2720 Lumens, 3000K, Phase Dim LED Array			For more technical info see: seasapelamps.com/pages/FAQs.html
	 120/277V 0-10V	1X 40W, 4000 Lumen, 3000K, 0-10V Dim LED Array			For more technical info see: seasapelamps.com/pages/FAQs.html
	Cleese 24x13	2X 100W Max MED Base Or GU-24	15" turned wood stem Walnut, Ebony, Choc. or Natural	5" Br. Nickel	Cone: 20x24x29" OA: 28"
	 120V Phase	1X 25W, 2720 Lumens, 3000K, Phase Dim LED Array			For more technical info see: seasapelamps.com/pages/FAQs.html

*Most hanging lamps come with a acrylic diffuser.

Choose from our prints or C.O.M.











Additional sizes other than shown are available.

	Item	Lamping /Max Watts	Hang Method	Finial / Canopy / Base Finish	Shade Sizes / Description / Additional Info
	120/277V 0-10V	1X 40W, 4000 Lumen, 3000K, 0-10V Dim LED Array			For more technical info see: seascapelamps.com/pages/FAQs.html
	Clover 26x10	2X 100W Max MED Base Or GU-24	36" Cord & Guy Wire	5" Br. Nickel	
	Coolie 28x9	2X 100W	36" Cord & Guy Wire	5" Br. Nickel	
	Cosmo 20x9	5X 60W Max CAND Base	12" Nickel Tubing	5" Br. Nickel	
	Cosmo 30x10	5X 60W Max CAND Base	12" Nickel Tubing	5" Br. Nickel	
	Cosmo 36x12	5X 60W Max CAND Base	12" Nickel Tubing	5" Br. Nickel	
	Curly Big Hanging Lamp	1X 60W Max	24" OAH Nylon Mesh Cord in Clear Hard Acrylic Tubing	5" D. Anodized Alum - Shown w/ Socket Cups	(1) 60W Socket on nylon Mesh Cord in Clear Hard Acrylic Tubing / Anodized Alum Socket cup. 8 Anodized Colors: Silver, Black, Brown, Orange, Blue, Gold, Green and Magenta
	Curly Small Hanging Lamp	1X 60W Max	24" OAH Nylon Mesh Cord in Clear Hard Acrylic Tubing	5" D. Anodized Alum - Shown w/ Socket Cups	(1) 60W Socket on nylon Mesh Cord in Clear Hard Acrylic Tubing / Anodized Alum Socket cup. 8 Anodized Colors: Silver, Black, Brown, Orange, Blue, Gold, Green and Magenta
	Cyclone 4x12	1X 40W Max MED Base Or GU-24	2 Options	5" Br. Nickel Monopoint or MonoRail 48- 96.	4x12" Shade is a transparent rigid acrylic cylinder w/ colored vinyl sheet insert. Choose from 7 Colors: Blueberry, Grape, Lemon, Lime, Mango, Raspberry, and Frost.
	Dexter 18x19x49	3X 16.3W, 2200 Lumens, 3000K, Phase OR 0-10V Dim LED Array	20" Nickel Tubing	5" Br. Nickel	Shades (2) 12x3.5" (1) 18x4"
	Double Wall 24x10	2X 60W MED Base Or GU-24	36" Cord	5" Br. Nickel	INR: 16x10" OTR: 24x10" Polycarbonate OTR: and INR: Shade with 8 PolyPro 4" Shades Choose from 7 Colors: Blueberry, Grape, Lemon, Lime, Mango, Raspberry, and Frost S-Cluster,
	120V Phase	1X 25W, 2720 Lumens, 3000K, Phase Dim LED Array			For more technical info see: seascapelamps.com/pages/FAQs.html

*Most hanging lamps come with a acrylic diffuser.

Choose from our prints or C.O.M.












Additional sizes other than shown are available.

	Item		Lamping /Max Watts	Hang Method	Finial / Canopy / Base Finish	Shade Sizes / Description / Additional Info
	120/277V 0-10V		1X 40W, 4000 Lumen, 3000K, 0-10V Dim LED Array			For more technical info see: seascapelamps.com/pages/FAQs.html
	Droplet		25W Max Candelabra	36" Nylon Mesh Cord 12 Colors	5" Aluminum Gold, Brown, Orange, Silver	2.5 x 5.5 x 11" Shade available in 7 Colors: Blueberry, Grape, Lemon, Lime, Mango, Raspberry, and Frost
	 Eclipse II 11		12W LED 75W EQV	Surface Mount	N/A	LED 1200 Lumens, 3000K, 82 CRI, 120V Dimmable to 50% with ELV Dimmer. OA: 11x1.7"
	 Eclipse II 16		24W LED 150W EQV	Surface Mount	N/A	LED 2400 Lumens, 3000K, 82 CRI, 120V Dimmable to 50% with ELV Dimmer. OA: 16.5x1.8"
	 Eclipse 16		24W LED 150W EQV	Surface Mount	N/A	LED 2400 Lumens, 3000K, 82 CRI, 120V Dimmable to 50% with ELV Dimmer. OA: 16.5x6" Shade: 16x6"
	Eden Square 20x10		2X 100W Max MED Base Or GU-24	36" Cord	5" Br. Nickel	Wire Mesh Outer Shade INR: 16x9" OTR: 20x10"
	Eden Round 20x10		2X 100W Max MED Base Or GU-24	36" Cord	5" Br. Nickel	Wire Mesh Outer Shade INR: 16x9" OTR: 20x10"
	Eva 18x16		5X 60W Max CAND Base	12" Nickel Tubing	5" Br. Nickel	18"x18"x16" (Sq) Smoked Acrylic.
	Evan 12x18		1X 100W Max MED Base Or GU-24	36" Cord	5" Br. Nickel	INR: 8x18" OTR: 12x9"
	Evan 14x20		1X 100W Max MED Base Or GU-24	36" Cord	5" Br. Nickel	INR: 10x20" OTR: 14x10"
	Evan 16x22		1X 100W Max MED Base Or GU-24	36" Cord	5" Br. Nickel	INR: 12x22" OTR: 16x11"
	Evan 18x24		2X 100W Max MED Base Or GU-24	36" Cord	5" Br. Nickel	INR: 14x24" OTR: 18x12"

*Most hanging lamps come with a acrylic diffuser.

Choose from our prints or C.O.M.









Additional sizes other than shown are available.

Item	Lamping /Max Watts	Hang Method	Finial / Canopy / Base Finish	Shade Sizes / Description / Additional Info
 120V Phase OR 120/277V 0-10V	1X 16.3W, 2200 Lumens, 3000K, Phase OR 0-10V Dim LED Array			For more technical info see: seascapelamps.com/pages/FAQs.html
Evan 20x26	100W Max MED Base Or GU-24	36" Cord	5" Br. Nickel	INR: 16x26" OTR: 20x13"
 120V Phase	1X 25W, 2720 Lumens, 3000K, Phase Dim LED Array			For more technical info see: seascapelamps.com/pages/FAQs.html
 120/277V 0-10V	1X 40W, 4000 Lumen, 3000K, 0-10V Dim LED Array			For more technical info see: seascapelamps.com/pages/FAQs.html
Evan 22x28	2X 100W Max MED Base Or GU-24	36" Cord	5" Br. Nickel	INR: 18x28" OTR: 22x14"
 120V Phase	1X 25W, 2720 Lumens, 3000K, Phase Dim LED Array			For more technical info see: seascapelamps.com/pages/FAQs.html
 120/277V 0-10V	1X 40W, 4000 Lumen, 3000K, 0-10V Dim LED Array			For more technical info see: seascapelamps.com/pages/FAQs.html
Evan 24x30	2X 100W Max MED Base Or GU-24	36" Cord	5" Br. Nickel	INR: 20x30" OTR: 24x15"
 120V Phase	1X 25W, 2720 Lumens, 3000K, Phase Dim LED Array			For more technical info see: seascapelamps.com/pages/FAQs.html
 120/277V 0-10V	1X 40W, 4000 Lumen, 3000K, 0-10V Dim LED Array			For more technical info see: seascapelamps.com/pages/FAQs.html
Evan 26x32	2X 100W Max MED Base Or GU-24	36" Cord & Guy Wire	5" Br. Nickel	INR: 22x32" OTR: 26x16"
 120V Phase	1X 25W, 2720 Lumens, 3000K, Phase Dim LED Array			For more technical info see: seascapelamps.com/pages/FAQs.html

*Most hanging lamps come with a acrylic diffuser.

Choose from our prints or C.O.M.

Additional sizes other than shown are available.

	Item	Lamping /Max Watts	Hang Method	Finial / Canopy / Base Finish	Shade Sizes / Description / Additional Info
	120/277V 0-10V	1X 40W, 4000 Lumen, 3000K, 0-10V Dim LED Array			For more technical info see: seascapelamps.com/pages/FAQs.html
	Evan 28x34	3X 100W Max MED Base Or GU-24	36" Cord & Guy Wire	5" Br. Nickel	INR: 22x34" OTR: 26x16"
	120V Phase	1X 25W, 2720 Lumens, 3000K, Phase Dim LED Array			For more technical info see: seascapelamps.com/pages/FAQs.html
	120/277V 0-10V	1X 40W, 4000 Lumen, 3000K, 0-10V Dim LED Array			For more technical info see: seascapelamps.com/pages/FAQs.html
	Evan 30x36	4X 100W Max MED Base Or GU-24	36" Cord & Guy Wire	5" Br. Nickel	INR: 26x36" OTR: 30x18"
	120V Phase OR 120/277V 0-10V	3X 13W, 1350 Lumen, 3000K, Phase Dim LED Array, 4050 Total Lumen			For more technical info see: seascapelamps.com/pages/FAQs.html
	Evan 36x40	4X 100W Max MED Base Or GU-24	36" Cord & Guy Wire	5" Br. Nickel	INR: 32x40" OTR: 36x20"
	120V Phase OR 120/277V 0-10V	3X 25W, 2720 Lumen, 3000K, Phase OR 0-10V Dim LED Array, 8160 Total Lumen			For more technical info see: seascapelamps.com/pages/FAQs.html
	Fletch 24x10	1X 100W Max MED Base Or GU-24	36" Cord	5" Br. Nickel	OTR: 24x10" INR: Cone 12x8x8"H
	Fletch 28x12	1X 100W Max MED Base Or GU-24	36" Cord	5" Br. Nickel	OTR: 28x12" INR: Cone 14x10x10"H
	Fletch 30x12	2X 100W Max MED Base Or GU-24	36" Cord	5" Br. Nickel	OTR: 30x12" INR: Cone 14x10x10"H
	 Flip	1X 16W 75W EQV (Incl.)	N/A	N/A	13x4" Walnut, Ebony, Choc., Natural or Zebra 120V 16W 1150 Lumens Forward/Reverse Phase Dimmers (MAG or ELV) to 25%

*Most hanging lamps come with a acrylic diffuser.

Choose from our prints or C.O.M.





















Additional sizes other than shown are available.

	Item	Lamping / Max Watts	Hang Method	Finial / Canopy / Base Finish	Shade Sizes / Description / Additional Info
	FlipTic 29x10	3X 100W Max MED Base Or GU-24	36" Cord	5" Br. Nickel	20" INR: Shade
	120V Phase	1X 25W, 2720 Lumens, 3000K, Phase Dim LED Array			For more technical info see: seascapelamps.com/pages/FAQs.html
	120/277V 0-10V	1X 40W, 4000 Lumen, 3000K, 0-10V Dim LED Array			For more technical info see: seascapelamps.com/pages/FAQs.html
	Fusion	1X 100W Max MED Base Or GU-24	36" Cord	5" Br. Nickel	12x16x10"
	Grady 20x12.5	1X 100W Max MED Base Or GU-24	36" Cord	5" Br. Nickel	OTR: 20x3" and INR: 16x10"
	120V Phase OR 120/277V 0-10V	1X 16.3W, 2200 Lumens, 3000K, Phase OR 0-10V Dim LED Array			For more technical info see: seascapelamps.com/pages/FAQs.html
	Grady 24x14.5	2X 100W Max MED Base Or GU-24	36" Cord	5" Br. Nickel	OTR: 24x3" and INR: 20x12"
	120V Phase	1X 25W, 2720 Lumens, 3000K, Phase Dim LED Array			For more technical info see: seascapelamps.com/pages/FAQs.html
	120/277V 0-10V	1X 40W, 4000 Lumen, 3000K, 0-10V Dim LED Array			For more technical info see: seascapelamps.com/pages/FAQs.html
	Grant	1X 100W Max MED Base Or GU-24	19" Turned Wood	5" Br. Nickel	24x16x13" Double Shade, 32" OA Ht. 19" Turned Wood Stem: Walnut, Ebony, Choc. or Natural
	HalfnHalf 16x9	1X 100W Max MED Base Or GU-24	36" Cord	5" Br. Nickel	
	120V Phase	1X 16.3W, 2200 Lumens, 3000K, Phase OR 0-10V Dim LED Array			For more technical info see: seascapelamps.com/pages/FAQs.html

*Most hanging lamps come with a acrylic diffuser.

Choose from our prints or C.O.M.




















Additional sizes other than shown are available.

	Item	Lamping / Max Watts	Hang Method	Finial / Canopy / Base Finish	Shade Sizes / Description / Additional Info
	120/277V 0-10V	1X 40W, 4000 Lumen, 3000K, 0-10V Dim LED Array			 For more technical info see: seascapelamps.com/pages/FAQs.html
	HalfnHalf 18x9	2X 100W Max MED Base Or GU-24	36" Cord	5" Br. Nickel	
	120V Phase	1X 25W, 2720 Lumens, 3000K, Phase Dim LED Array			 For more technical info see: seascapelamps.com/pages/FAQs.html
	120/277V 0-10V	1X 40W, 4000 Lumen, 3000K, 0-10V Dim LED Array			 For more technical info see: seascapelamps.com/pages/FAQs.html
	HalfnHalf 20x9	2X 100W Max MED Base Or GU-24	36" Cord	5" Br. Nickel	
	120V Phase	1X 25W, 2720 Lumens, 3000K, Phase Dim LED Array			 For more technical info see: seascapelamps.com/pages/FAQs.html
	120/277V 0-10V	1X 40W, 4000 Lumen, 3000K, 0-10V Dim LED Array			 For more technical info see: seascapelamps.com/pages/FAQs.html
	HalfnHalf 22x11	2X 100W Max MED Base Or GU-24	36" Cord	5" Br. Nickel	
	120V Phase	1X 25W, 2720 Lumens, 3000K, Phase Dim LED Array			 For more technical info see: seascapelamps.com/pages/FAQs.html
	120/277V 0-10V	1X 40W, 4000 Lumen, 3000K, 0-10V Dim LED Array			 For more technical info see: seascapelamps.com/pages/FAQs.html
	HalfnHalf 24x11	2X 100W Max MED Base Or GU-24	36" Cord	5" Br. Nickel	
	120V Phase	1X 25W, 2720 Lumens, 3000K, Phase Dim LED Array			 For more technical info see: seascapelamps.com/pages/FAQs.html
	120/277V 0-10V	1X 40W, 4000 Lumen, 3000K, 0-10V Dim LED Array			 For more technical info see: seascapelamps.com/pages/FAQs.html

*Most hanging lamps come with a acrylic diffuser.

Choose from our prints or C.O.M.






















Additional sizes other than shown are available.

	Item	Lamping / Max Watts	Hang Method	Finial / Canopy / Base Finish	Shade Sizes / Description / Additional Info
	HalfnHalf 26x12	3X 100W Max MED Base Or GU-24	36" Cord & Guy Wire	5" Br. Nickel	
	120V Phase OR 120/277V 0-10V	3X 13W, 1350 Lumen, 3000K, Phase Dim LED Array, 4050 Total Lumen			 For more technical info see: seascapelamps.com/pages/FAQs.html
	HalfnHalf 28x12	3X 100W Max MED Base Or GU-24	36" Cord & Guy Wire	5" Br. Nickel	
	120V Phase OR 120/277V 0-10V	3X 16.3W, 2200 Lumen, 3000K, Phase OR 0-10V Dim LED Array, 6600 Total Lumen			 For more technical info see: seascapelamps.com/pages/FAQs.html
	HalfnHalf 30x12	3X 100W Max MED Base Or GU-24	36" Cord & Guy Wire	5" Br. Nickel	
	120V Phase OR 120/277V 0-10V	3X 25W, 2720 Lumen, 3000K, Phase OR 0-10V Dim LED Array, 8160 Total Lumen			 For more technical info see: seascapelamps.com/pages/FAQs.html
	Hemo 26x12	2X 100W Max MED Base Or GU-24	36" Cord	5" Br. Nickel	
	Inchworm	1X 60W Max	24" OAH Nylon Mesh Cord in Clear Hard Acrylic Tubing	5" D. Anodized Alum - Shown w/ Socket Cups	 60W Socket on nylon mesh cord in clear hard acrylic tubing / anodized alum socket cup. 8 Anodized Colors: Silver, Black, Brown, Orange, Blue, Gold, Green and Magenta
	Inny 24x11	2X 100W Max MED Base Or GU-24	36" Cord	5" Br. Nickel	 INR:16x5 OTR: 24x11
	120V Phase	1X 25W, 2720 Lumens, 3000K, Phase Dim LED Array			 For more technical info see: seascapelamps.com/pages/FAQs.html
	120/277V 0-10V	1X 40W, 4000 Lumen, 3000K, 0-10V Dim LED Array			 For more technical info see: seascapelamps.com/pages/FAQs.html
	Inny 26x12	2X 100W Max MED Base Or GU-24	36" Cord	5" Br. Nickel	 INR:18x6 OTR: 22x12

*Most hanging lamps come with a acrylic diffuser.

Choose from our prints or C.O.M.










Additional sizes other than shown are available.

	Item			Lamping /Max Watts	Hang Method	Finial / Canopy / Base Finish	Shade Sizes / Description / Additional Info
	120V Phase			1X 25W, 2720 Lumens, 3000K, Phase Dim LED Array			For more technical info see: seascalpelamps.com/pages/FAQs.html
	120/277V 0-10V			1X 40W, 4000 Lumen, 3000K, 0-10V Dim LED Array			For more technical info see: seascalpelamps.com/pages/FAQs.html
	Inny 28x12			2X 100W Max MED Base Or GU-24	36" Cord & Guy Wire	5" Br. Nickel 	INR:20x6 OTR: 28x12
	120V Phase			1X 25W, 2720 Lumens, 3000K, Phase Dim LED Array			For more technical info see: seascalpelamps.com/pages/FAQs.html
	120/277V 0-10V			1X 40W, 4000 Lumen, 3000K, 0-10V Dim LED Array			For more technical info see: seascalpelamps.com/pages/FAQs.html
	Inny 30x12			2X 100W Max MED Base Or GU-24	36" Cord & Guy Wire	5" Br. Nickel 	INR:22x6 OTR: 30x12
	120V Phase			1X 25W, 2720 Lumens, 3000K, Phase Dim LED Array			For more technical info see: seascalpelamps.com/pages/FAQs.html
	120/277V 0-10V			1X 40W, 4000 Lumen, 3000K, 0-10V Dim LED Array			For more technical info see: seascalpelamps.com/pages/FAQs.html
	Inny 36x12			3X 100W Max MED Base Or GU-24	36" Cord & Guy Wire	5" Br. Nickel 	INR:28x6 OTR: 36x12
	120V Phase OR 120/277V 0-10V			3X 25W, 2720 Lumen, 3000K, Phase OR 0-10V Dim LED Array, 8160 Total Lumen			For more technical info see: seascalpelamps.com/pages/FAQs.html
	Jelly /Jules 20x9			2X 100W Max MED Base Or GU-24	36" Cord	5" Br. Nickel 	OA: 33"
	120V Phase			1X 25W, 2720 Lumens, 3000K, Phase Dim LED Array			For more technical info see: seascalpelamps.com/pages/FAQs.html

*Most hanging lamps come with a acrylic diffuser.

Choose from our prints or C.O.M.










Additional sizes other than shown are available.

	Item	Lamping /Max Watts	Hang Method	Finial / Canopy / Base Finish	Shade Sizes / Description / Additional Info
	120/277V 0-10V	1X 40W, 4000 Lumen, 3000K, 0-10V Dim LED Array			For more technical info see: seascapelamps.com/pages/FAQs.html
	Jelly /Jules 24x11	2X 100W Max MED Base Or GU-24	36" Cord	5" Br. Nickel	OA: 35"
	120V Phase	1X 25W, 2720 Lumens, 3000K, Phase Dim LED Array			For more technical info see: seascapelamps.com/pages/FAQs.html
	120/277V 0-10V	1X 40W, 4000 Lumen, 3000K, 0-10V Dim LED Array			For more technical info see: seascapelamps.com/pages/FAQs.html
	Jelly /Jules 28x12	2X 100W Max MED Base Or GU-24	36" Cord & Guy Wire	5" Br. Nickel	
	120V Phase OR 120/277V 0-10V	3X 13W, 1350 Lumen, 3000K, Phase Dim LED Array, 4050 Total Lumen			For more technical info see: seascapelamps.com/pages/FAQs.html
	Kevin W/Shade 23x4	1X 40W LED 250W EQV	60" White Cord & Guy Wire	8x1.75"	120/277V 40W 3400 Lumens 0-10V 3000K
	Kevin WO/Shade 23x1	1X 40W LED 250W EQV	60" Cord & Guy Wire	8x1.75"	120/277V 40W 3400 Lumens 0-10V 3000K
	Labyrinth 16x12	1X 100W Max MED Base Or GU-24	12" Nickel Tubing	5" Br. Nickel	16x16x12" Wood Cut-Out diffuser
	120V Phase OR 120/277V 0-10V	1X 16.3W, 2200 Lumens, 3000K, Phase OR 0-10V Dim LED Array			For more technical info see: seascapelamps.com/pages/FAQs.html
	Labyrinth 20x12	2X 100W Max MED Base Or GU-24	12" Nickel Tubing	5" Br. Nickel	20x20x12" Wood Cut-Out Diffuser
	120V Phase	1X 25W, 2720 Lumens, 3000K, Phase Dim LED Array			For more technical info see: seascapelamps.com/pages/FAQs.html

*Most hanging lamps come with a acrylic diffuser.

Choose from our prints or C.O.M.









Additional sizes other than shown are available.

	Item	Lamping /Max Watts	Hang Method	Finial / Canopy / Base Finish	Shade Sizes / Description / Additional Info
	 120/277V 0-10V	1X 40W, 4000 Lumen, 3000K, 0-10V Dim LED Array			For more technical info see: seascapelamps.com/pages/FAQs.html
	Lena 16x20	2X 100W Max MED Base Or GU-24	36" Cord	5" Br. Nickel	UPR: 16x4" MDL: 16x8" LWR: 16x4"
	 120V Phase OR 120/277V 0-10V	1X 16.3W, 2200 Lumens, 3000K, Phase OR 0-10V Dim LED Array			For more technical info see: seascapelamps.com/pages/FAQs.html
	Lena 18x22	2X 100W Max MED Base Or GU-24	36" Cord	5" Br. Nickel	UPR: 18x4.5" MDL: 18x9" LWR: 18x4.5"
	 120V Phase	1X 25W, 2720 Lumens, 3000K, Phase Dim LED Array			For more technical info see: seascapelamps.com/pages/FAQs.html
	 120/277V 0-10V	1X 40W, 4000 Lumen, 3000K, 0-10V Dim LED Array			For more technical info see: seascapelamps.com/pages/FAQs.html
	Lena 20x24	2X 100W Max MED Base Or GU-24	36" Cord & Guy Wire	5" Br. Nickel	UPR: 20x5" MDL: 20x10" LWR: 20x5"
	 120V Phase	1X 25W, 2720 Lumens, 3000K, Phase Dim LED Array			For more technical info see: seascapelamps.com/pages/FAQs.html
	 120/277V 0-10V	1X 40W, 4000 Lumen, 3000K, 0-10V Dim LED Array			For more technical info see: seascapelamps.com/pages/FAQs.html
	Lena 22x24	2X 100W Max MED Base Or GU-24	36" Cord & Guy Wire	5" Br. Nickel	UPR: 22x5" MDL: 22x10" LWR: 22x5"
	 120V Phase	1X 25W, 2720 Lumens, 3000K, Phase Dim LED Array			For more technical info see: seascapelamps.com/pages/FAQs.html
	 120/277V 0-10V	1X 40W, 4000 Lumen, 3000K, 0-10V Dim LED Array			For more technical info see: seascapelamps.com/pages/FAQs.html

*Most hanging lamps come with a acrylic diffuser.

Choose from our prints or C.O.M.









Additional sizes other than shown are available.

Item	Lamping /Max Watts	Hang Method	Finial / Canopy / Base Finish	Shade Sizes / Description / Additional Info
Lena 24x28	2X 100W Max MED Base Or GU-24	36" Cord & Guy Wire	5" Br. Nickel	UPR: 24x6" MDL: 24x12" LWR: 24x6"
 120V Phase	1X 25W, 2720 Lumens, 3000K, Phase Dim LED Array			For more technical info see: seascapelamps.com/pages/FAQs.html
 120/277V 0-10V	1X 40W, 4000 Lumen, 3000K, 0-10V Dim LED Array			For more technical info see: seascapelamps.com/pages/FAQs.html
 Lena II 18x30	3X 100W Max MED Base Or GU-24	36" Cord & Guy Wire	5" Br. Nickel	UPR: 18x10" MDL: 14x6" LWR: 16x16"
 120V Phase	1X 25W, 2720 Lumens, 3000K, Phase Dim LED Array			For more technical info see: seascapelamps.com/pages/FAQs.html
 120/277V 0-10V	1X 40W, 4000 Lumen, 3000K, 0-10V Dim LED Array			For more technical info see: seascapelamps.com/pages/FAQs.html
Lena II 20x32	3X 100W Max MED Base Or GU-24	36" Cord & Guy Wire	5" Br. Nickel	UPR: 20x10" MDL: 16x6" LWR: 18x18"
 120V Phase	1X 25W, 2720 Lumens, 3000K, Phase Dim LED Array			For more technical info see: seascapelamps.com/pages/FAQs.html
 120/277V 0-10V	1X 40W, 4000 Lumen, 3000K, 0-10V Dim LED Array			For more technical info see: seascapelamps.com/pages/FAQs.html
Lena II 24x38	3X 100W Max MED Base Or GU-24	36" Cord & Guy Wire	5" Br. Nickel	UPR: 24x12" MDL: 18x6" LWR: 22x22"
 120V Phase	1X 25W, 2720 Lumens, 3000K, Phase Dim LED Array			For more technical info see: seascapelamps.com/pages/FAQs.html
 120/277V 0-10V	1X 40W, 4000 Lumen, 3000K, 0-10V Dim LED Array			For more technical info see: seascapelamps.com/pages/FAQs.html
Lima 48x6x12	3X 60W Max MED Base Or GU-24	Silver or White Track/White Cord	5" Br. Nickel	(3) 6x12"

*Most hanging lamps come with a acrylic diffuser.

Choose from our prints or C.O.M.



















Additional sizes other than shown are available.

	Item	Lamping /Max Watts	Hang Method	Finial / Canopy / Base Finish	Shade Sizes / Description / Additional Info
	Lisbon II 18x42	3X 60W Max MED Base Or GU-24	Nickel Tubing	12" Br. Nickel	(3) 8x18" OAH 42"
	Lisha 8x9	1X 100W Max MED Base Or GU-24	36" Cord	5" Br. Nickel	8x9"
	Lisha 8x12	1X 100W Max MED Base Or GU-24	36" Cord	5" Br. Nickel	8x12"
	Lisha 8x16	1X 100W Max MED Base Or GU-24	36" Cord	5" Br. Nickel	8x16"
	Lisha 8x18	1X 100W Max MED Base Or GU-24	36" Cord	5" Br. Nickel	8x18"
	Lisha 8x20	1X 100W Max MED Base Or GU-24	36" Cord	5" Br. Nickel	8x20"
	Lisha 10x24	1X 100W Max MED Base Or GU-24	36" Cord	5" Br. Nickel	10x24"
	120V Phase OR 120/277V 0-10V	1X 16.3W, 2200 Lumens, 3000K, Phase OR 0-10V Dim LED Array			For more technical info see: seascapelamps.com/pages/FAQs.html
	Lisha 12x30	1X 100W Max MED Base Or GU-24	36" Cord	5" Br. Nickel	12x30"
	120/277V 0-10V	1X 16.3W, 2200 Lumens, 3000K, Phase OR 0-10V Dim LED Array			For more technical info see: seascapelamps.com/pages/FAQs.html
	120/277V 0-10V	1X 40W, 4000 Lumen, 3000K, 0-10V Dim LED Array			For more technical info see: seascapelamps.com/pages/FAQs.html
	Lisha 12x36	1X 100W Max MED Base Or GU-24	36" Cord	5" Br. Nickel	12x36"

*Most hanging lamps come with a acrylic diffuser.

Choose from our prints or C.O.M.

















Additional sizes other than shown are available.

	Item		Lamping /Max Watts	Hang Method	Finial / Canopy / Base Finish	Shade Sizes / Description / Additional Info
	120V Phase		1X 16.3W, 2200 Lumens, 3000K, Phase OR 0-10V Dim LED Array			For more technical info see: seascapeLamps.com/pages/FAQs.html
	120/277V 0-10V		1X 25W 2720L 3000K 0-10V DIM LED ARRAY			For more technical info see: seascapeLamps.com/pages/FAQs.html
	Lisha 14x28		1X 100W Max MED Base Or GU-24	36" Cord	5" Br. Nickel	14x28"
	120V Phase		1X 16.3W, 2200 Lumens, 3000K, Phase OR 0-10V Dim LED Array			For more technical info see: seascapeLamps.com/pages/FAQs.html
	120/277V 0-10V		1X 25W 2720L 3000K 0-10V DIM LED ARRAY			For more technical info see: seascapeLamps.com/pages/FAQs.html
	Lumiere 8x10		1X 25W Max MED Base Or GU-24	36" Cord	5" Br. Nickel	 INR: 4x9.5" OTR: 8x6.5"
	Lumiere 10x12		1X 60W Max MED Base Or GU-24	36" Cord	5" Br. Nickel	 INR: 6x11.5" OTR: 10x8"
	120V Phase OR 120/277V 0-10V		1X 16.3W, 2200 Lumens, 3000K, Phase OR 0-10V Dim LED Array			For more technical info see: seascapeLamps.com/pages/FAQs.html
	Lumiere 12x13.5		1X 60W Max MED Base Or GU-24	36" Cord	5" Br. Nickel	 INR: 8x13" OTR: 12x9"
	Lumiere 14x16		1X 100W Max MED Base Or GU-24	36" Cord	5" Br. Nickel	 INR: 10x15.5" OTR: 14x10"
	120V Phase OR 120/277V 0-10V		1X 16.3W, 2200 Lumens, 3000K, Phase OR 0-10V Dim LED Array			For more technical info see: seascapeLamps.com/pages/FAQs.html
	Lumiere 16x18		1X 100W Max MED Base Or GU-24	36" Cord	5" Br. Nickel	 INR: 12x17.5" OTR: 16x12"

*Most hanging lamps come with a acrylic diffuser.

Choose from our prints or C.O.M.













Additional sizes other than shown are available.

	Item		Lamping /Max Watts	Hang Method	Finial / Canopy / Base Finish	Shade Sizes / Description / Additional Info
	120V Phase OR 120/277V 0-10V		1X 16.3W, 2200 Lumens, 3000K, Phase OR 0-10V Dim LED Array			For more technical info see: seascapelamps.com/pages/FAQs.html
	Lumiere 18x20		1X 100W Max MED Base Or GU-24	36" Cord	5" Br. Nickel	INR: 14x19.5" OTR: 18x14"
	120V Phase OR 120/277V 0-10V		1X 16.3W, 2200 Lumens, 3000K, Phase OR 0-10V Dim LED Array			For more technical info see: seascapelamps.com/pages/FAQs.html
	Lumiere 20x22		1X 100W Max MED Base Or GU-24	36" Cord	5" Br. Nickel	INR: 16x21.5" OTR: 20x15"
	120V Phase		1X 25W, 2720 Lumens, 3000K, Phase Dim LED Array			For more technical info see: seascapelamps.com/pages/FAQs.html
	120/277V 0-10V		1X 40W, 4000 Lumen, 3000K, 0-10V Dim LED Array			For more technical info see: seascapelamps.com/pages/FAQs.html
	Lumiere 22x24		2X 100W Max MED Base Or GU-24	36" Cord	5" Br. Nickel	INR: 18x23.5" OTR: 22x16"
	120V Phase		1X 25W, 2720 Lumens, 3000K, Phase Dim LED Array			For more technical info see: seascapelamps.com/pages/FAQs.html
	120/277V 0-10V		1X 40W, 4000 Lumen, 3000K, 0-10V Dim LED Array			For more technical info see: seascapelamps.com/pages/FAQs.html
	Lumiere 24x26		3X 100W Max MED Base Or GU-24	36" Cord	5" Br. Nickel	INR: 20x25.5" OTR: 24x16"
	120V Phase		1X 25W, 2720 Lumens, 3000K, Phase Dim LED Array			For more technical info see: seascapelamps.com/pages/FAQs.html
	120/277V 0-10V		1X 40W, 4000 Lumen, 3000K, 0-10V Dim LED Array			For more technical info see: seascapelamps.com/pages/FAQs.html

*Most hanging lamps come with a acrylic diffuser.

Choose from our prints or C.O.M.

















Additional sizes other than shown are available.

	Item	Lamping /Max Watts	Hang Method	Finial / Canopy / Base Finish	Shade Sizes / Description / Additional Info
	Lumiere 28x30	3X 100W Max MED Base Or GU-24	36" Cord & Guy Wire	5" Br. Nickel	INR: 26x29.5" OTR: 28x18"
	120V Phase OR 120/277V 0-10V	3X 13W, 1350 Lumen, 3000K, Phase Dim LED Array, 4050 Total Lumen			For more technical info see: seascapelamps.com/pages/FAQs.html
	Lumiere 30x32	3X 100W Max MED Base Or GU-24	36" Cord & Guy Wire	5" Br. Nickel	INR: 28x31.5" OTR: 30x18"
	120V Phase OR 120/277V 0-10V	3X 13W, 1350 Lumen, 3000K, Phase Dim LED Array, 4050 Total Lumen			For more technical info see: seascapelamps.com/pages/FAQs.html
	Lumiere 36x38	3X 100W Max MED Base Or GU-24	36" Cord & Guy Wire	5" Br. Nickel	INR: 32x18" OTR: 36x20"
	120V Phase OR 120/277V 0-10V	3X 25W, 2720 Lumens, 3000K, Phase Dim LED Array			For more technical info see: seascapelamps.com/pages/FAQs.html
	Luther Mini 10x6.5	1X 9W LED GU-24 60W EQV (Incl.)	2 Options	5" Br. Nickel Monopoint or MonoRail 48- 96".	INR: 6x6" OTR: 10x3.5"
	Luther 16x7.5	2X 60W Max MED Base	36" Cord	5" Br. Nickel	INR: 14x3" OTR: 16x5"
	120V Phase OR 120/277V 0-10V	1X 16.3W, 2200 Lumens, 3000K, Phase OR 0-10V Dim LED Array			For more technical info see: seascapelamps.com/pages/FAQs.html
	Luther 18x7.5	2X 100W Max MED Base Or GU-24	36" Cord	5" Br. Nickel	INR: 16x3" OTR: 18x5"
	120V Phase OR 120/277V 0-10V	1X 16.3W, 2200 Lumens, 3000K, Phase OR 0-10V Dim LED Array			For more technical info see: seascapelamps.com/pages/FAQs.html

*Most hanging lamps come with a acrylic diffuser.

Choose from our prints or C.O.M.

Additional sizes other than shown are available.

Item	Lamping /Max Watts	Hang Method	Finial / Canopy / Base Finish	Shade Sizes / Description / Additional Info
Luther 20x7.5	2X 100W Max MED Base Or GU-24	36" Cord	5" Br. Nickel	INR: 18x3" OTR: 20x5"
 120V Phase	1X 25W, 2720 Lumens, 3000K, Phase Dim LED Array			For more technical info see: seascapelamps.com/pages/FAQs.html
 120/277V 0-10V	1X 40W, 4000 Lumen, 3000K, 0-10V Dim LED Array			For more technical info see: seascapelamps.com/pages/FAQs.html
Luther 22x7.5	2X 100W Max MED Base Or GU-24	36" Cord	5" Br. Nickel	INR: 20x3" OTR: 22x5"
 120V Phase	1X 25W, 2720 Lumens, 3000K, Phase Dim LED Array			For more technical info see: seascapelamps.com/pages/FAQs.html
 120/277V 0-10V	1X 40W, 4000 Lumen, 3000K, 0-10V Dim LED Array			For more technical info see: seascapelamps.com/pages/FAQs.html
Luther 24x7.5	2X 100W Max MED Base Or GU-24	36" Cord	5" Br. Nickel	INR: 22x3" OTR: 24x5"
 120V Phase	1X 25W, 2720 Lumens, 3000K, Phase Dim LED Array			For more technical info see: seascapelamps.com/pages/FAQs.html
 120/277V 0-10V	1X 40W, 4000 Lumen, 3000K, 0-10V Dim LED Array			For more technical info see: seascapelamps.com/pages/FAQs.html
Luther 26x8.5	2X 100W Max MED Base Or GU-24	36" Cord	5" Br. Nickel	INR: 24x3" OTR: 26x6"
 120V Phase	1X 25W, 2720 Lumens, 3000K, Phase Dim LED Array			For more technical info see: seascapelamps.com/pages/FAQs.html
 120/277V 0-10V	1X 40W, 4000 Lumen, 3000K, 0-10V Dim LED Array			For more technical info see: seascapelamps.com/pages/FAQs.html
Luther 28x9	3X 100W Max MED Base Or GU-24	36" Cord & Guy Wire	5" Br. Nickel	INR: 26x3.5" OTR: 28x6"

*Most hanging lamps come with a acrylic diffuser.

Choose from our prints or C.O.M.















Additional sizes other than shown are available.

	Item	Lamping /Max Watts	Hang Method	Finial / Canopy / Base Finish	Shade Sizes / Description / Additional Info
	120V Phase OR 120/277V 0-10V	3X 13W, 1350 Lumen, 3000K, Phase Dim LED Array, 4050 Total Lumen			For more technical info see: seascapelamps.com/pages/FAQs.html
	Luther 30x10	3X 100W Max MED Base Or GU-24	36" Cord & Guy Wire	5" Br. Nickel 	INR: 28x3.5" OTR: 30x7"
	120V Phase OR 120/277V 0-10V	3X 16.3W, 2200 Lumen, 3000K, Phase OR 0-10V Dim LED Array, 6600 Total Lumen			For more technical info see: seascapelamps.com/pages/FAQs.html
	Luther 36x12	3X 100W Max MED Base Or GU-24	36" Cord & Guy Wire	5" Br. Nickel 	INR: 32x4.5" OTR: 36x8"
	120V Phase OR 120/277V 0-10V	3X 25W, 2720 Lumen, 3000K, Phase OR 0-10V Dim LED Array, 8160 Total Lumen			For more technical info see: seascapelamps.com/pages/FAQs.html
	Luther 42x16	3X 100W Max MED Base Or GU-24	36" Cord & Guy Wire	5" Br. Nickel 	INR: 38x4.5" OTR: 42x12"
	120V Phase	3X 25W, 2720 Lumen, 3000K, Phase OR 0-10V Dim LED Array, 8160 Total Lumen			For more technical info see: seascapelamps.com/pages/FAQs.html
	120/277V 0-10V	3X 40W, 4000 Lumen, 3000K, 0-10V Dim LED Array			For more technical info see: seascapelamps.com/pages/FAQs.html
	Maca 10	1X 100W Max MED Base Or GU-24	12" Nickel Tubing	5" Br. Nickel 	10x10x10" Square Shade with Radiused Corners
	120V Phase OR 120/277V 0-10V	1X 16.3W, 2200 Lumens, 3000K, Phase OR 0-10V Dim LED Array			For more technical info see: seascapelamps.com/pages/FAQs.html
	Maca 14	1X 100W Max MED Base Or GU-24	12" Nickel Tubing	5" Br. Nickel 	14x14x10" Square Shade with Radiused Corners

*Most hanging lamps come with a acrylic diffuser.

Choose from our prints or C.O.M.











Additional sizes other than shown are available.

	Item	Lamping /Max Watts	Hang Method	Finial / Canopy / Base Finish	Shade Sizes / Description / Additional Info
	120V Phase OR 120/277V 0-10V	1X 16.3W, 2200 Lumens, 3000K, Phase OR 0-10V Dim LED Array			For more technical info see: seascapelamps.com/pages/FAQs.html
	Maca 18	2X 100W Max MED Base Or GU-24	12" Nickel Tubing	5" Br. Nickel	18x18x10" Square Shade with Radiused Corners
	120V Phase	1X 25W, 2720 Lumens, 3000K, Phase Dim LED Array			For more technical info see: seascapelamps.com/pages/FAQs.html
	120/277V 0-10V	1X 40W, 4000 Lumen, 3000K, 0-10V Dim LED Array			For more technical info see: seascapelamps.com/pages/FAQs.html
	Maca 24	2X 100W Max MED Base Or GU-24	12" Nickel Tubing	5" Br. Nickel	24x24x12" Square Shade with Radiused Corners
	120V Phase	1X 25W, 2720 Lumens, 3000K, Phase Dim LED Array			For more technical info see: seascapelamps.com/pages/FAQs.html
	120/277V 0-10V	1X 40W, 4000 Lumen, 3000K, 0-10V Dim LED Array			For more technical info see: seascapelamps.com/pages/FAQs.html
	Maggie	3X 60W Max MED Base Or GU-24	36" Nylon Mesh Cord - Available in 12 Colors	12" Br. Nickel	(1) 14x8" (1) 10x16" (1) 20x4.75" OA Ht. 54"
	Milo 10	1X 100W Max MED Base Or GU-24	36" Cord	5" Br. Nickel	10x10"
	Milo 12	1X 100W Max MED Base Or GU-24	36" Cord	5" Br. Nickel	12x12"
	Milo 14	1X 100W Max MED Base Or GU-24	36" Cord	5" Br. Nickel	14x14"
	120V Phase OR 120/277V 0-10V	1X 16.3W, 2200 Lumens, 3000K, Phase OR 0-10V Dim LED Array			For more technical info see: seascapelamps.com/pages/FAQs.html

*Most hanging lamps come with a acrylic diffuser.

Choose from our prints or C.O.M.












Additional sizes other than shown are available.

Item	Lamping /Max Watts	Hang Method	Finial / Canopy / Base Finish	Shade Sizes / Description / Additional Info
Milo 16	1X 100W Max MED Base Or GU-24	36" Cord	5" Br. Nickel	16x16"
 120V Phase OR 120/277V 0-10V	1X 16.3W, 2200 Lumens, 3000K, Phase OR 0-10V Dim LED Array			For more technical info see: seascapelamps.com/pages/FAQs.html
Milo 18	2X 100W Max MED Base Or GU-24	36" Cord	5" Br. Nickel	18x18"
 120V Phase	1X 25W, 2720 Lumens, 3000K, Phase Dim LED Array			For more technical info see: seascapelamps.com/pages/FAQs.html
 120/277V 0-10V	1X 40W, 4000 Lumen, 3000K, 0-10V Dim LED Array			For more technical info see: seascapelamps.com/pages/FAQs.html
Milo 20	2X 100W Max MED Base Or GU-24	36" Cord	5" Br. Nickel	20x20"
 120V Phase	1X 25W, 2720 Lumens, 3000K, Phase Dim LED Array			For more technical info see: seascapelamps.com/pages/FAQs.html
 120/277V 0-10V	1X 40W, 4000 Lumen, 3000K, 0-10V Dim LED Array			For more technical info see: seascapelamps.com/pages/FAQs.html
Milo 22	2X 100W Max MED Base Or GU-24	36" Cord	5" Br. Nickel	22x22"
 120V Phase	1X 25W, 2720 Lumens, 3000K, Phase Dim LED Array			For more technical info see: seascapelamps.com/pages/FAQs.html
 120/277V 0-10V	1X 40W, 4000 Lumen, 3000K, 0-10V Dim LED Array			For more technical info see: seascapelamps.com/pages/FAQs.html
Milo 24	2X 100W Max MED Base Or GU-24	36" Cord	5" Br. Nickel	24x24"

*Most hanging lamps come with a acrylic diffuser.

Choose from our prints or C.O.M.







Additional sizes other than shown are available.

	Item	Lamping / Max Watts	Hang Method	Finial / Canopy / Base Finish	Shade Sizes / Description / Additional Info
	120V Phase	1X 25W, 2720 Lumens, 3000K, Phase Dim LED Array			For more technical info see: seascapelamps.com/pages/FAQs.html
	120/277V 0-10V	1X 40W, 4000 Lumen, 3000K, 0-10V Dim LED Array			For more technical info see: seascapelamps.com/pages/FAQs.html
	Mini Bloom	1X 9W LED Puck 60W EQV (Incl.)	2 Options	6" Br. Nickel Monopoint or MonoRail 36"	10x6" 3000K 80 CRI, Dimmable to 25% - See website FAQ's for more info.
	Mini Dimes	1X 9W LED Puck 60W EQV (Incl.)	2 Options	6" Br. Nickel Monopoint or MonoRail 36"	6x12" 3000K 80 CRI, Dimmable to 25% - See website FAQ's for more info.
	Mini Evan	1X 9W LED Puck 60W EQV (Incl.)	2 Options	6" Br. Nickel Monopoint or MonoRail 36"	INR: 6x6" OTR: 10x3.5" 3000K 80 CRI, Dimmable to 25% - See website FAQ's for more info.
	Mini Luthette	1X 9W LED Puck 60W EQV (Incl.)	2 Options	6" Br. Nickel Monopoint or MonoRail 36"	INR: 6x6" OTR: 10x3.5" 3000K 80 CRI, Dimmable to 25% - See website FAQ's for more info.
	Mini Sticks	1X 9W LED Puck 60W EQV (Incl.)	2 Options	6" Br. Nickel Monopoint or MonoRail 36"	6x7" White paper on styrene. 3000K 80 CRI, Dimmable to 25% - See website FAQ's for more info.
	Mini Stones	1X 9W LED Puck 60W EQV (Incl.)	2 Options	6" Br. Nickel Monopoint or MonoRail 36"	6x7" White paper on styrene. 3000K 80 CRI, Dimmable to 25% - See website FAQ's for more info.
	Mini UFO	1X 9W LED Puck 60W EQV (Incl.)	2 Options	6" Br. Nickel Monopoint or MonoRail 36"	12x8" Polycarbonate Top 3000K 80 CRI, Dimmable to 25% - See website FAQ's for more info.
	120V Phase OR 120/277V 0-10V	1X 16.3W, 2200 Lumen, 3000K, Phase OR 0-10V Dim LED Array			For more technical info see: seascapelamps.com/pages/FAQs.html
	Nazz Hanging Lamp 5 Sockets	5X 40W Max	24" Nylon Mesh Cord Available in 12 colors	45x5x1" Br. Alum (Rect) Available in Silver Black or Brown	(5) 6x6x8" Shown w/ Mango. Poly Pro Shade Colors: Blueberry, Grape, Lemon, Lime, Mango, Raspberry, and Frost
	Nest 20	2X 100W Max MED Base Or GU-24	12" Nickel Tubing	5" Br. Nickel	(2) 16x20x4" OA: height is 7.5"

*Most hanging lamps come with a acrylic diffuser.

Choose from our prints or C.O.M.



















Additional sizes other than shown are available.

	Item	Lamping /Max Watts	Hang Method	Finial / Canopy / Base Finish	Shade Sizes / Description / Additional Info
	120V Phase	1X 25W, 2720 Lumens, 3000K, Phase Dim LED Array	12" Nickel Tubing	5" Br. Nickel	● For more technical info see: seascapelamps.com/pages/FAQs.html
	120/277V 0-10V	1X 40W, 4000 Lumen, 3000K, 0-10V Dim LED Array			● For more technical info see: seascapelamps.com/pages/FAQs.html
	LED One in One 24x8 120V Phase OR 120/277V	1X 16.3W, 2200 Lumens, 3000K, Phase OR 0-10V Dim LED Array	36" Cord	5" Br. Nickel	● INR: 14x8 OTR: 24x3" For more technical info see: seascapelamps.com/pages/FAQs.html
	LED One in One 30x8 120V Phase	1X 25W, 2720 Lumens, 3000K, Phase Dim LED Array	36" Cord	5" Br. Nickel	● INR: 20x8 OTR: 30x3" For more technical info see: seascapelamps.com/pages/FAQs.html
	LED 120/277V 0-10V	1X 40W, 4000 Lumen, 3000K, 0-10V Dim LED Array			● For more technical info see: seascapelamps.com/pages/FAQs.html
	LED Pleats 20x7 120V Phase	1X 25W, 2720 Lumens, 3000K, Phase Dim LED Array	36" Cord	5" Br. Nickel	● For more technical info see: seascapelamps.com/pages/FAQs.html
	LED 120/277V 0-10V	1X 40W, 4000 Lumen, 3000K, 0-10V Dim LED Array			● For more technical info see: seascapelamps.com/pages/FAQs.html
	LED Portal 18	1X 18.5W LED 75W EQV	36" Cord & Guy Wire	6" Br. Nickel	● Walnut & Natural Wood Finishes 1150 Lumens, 3000K Dimmable to 25% 40,000 Hrs
	Propeller	1X 60W Max	72" OAH Nylon Mesh Cord - Available in 12 Colors	5" D. Anodized Alum Anodized Colors: Silver, Black, or Painted White	● 1.5" Wide, 5" Canopy with 72" Mesh Corded 60W Socket. Select Canopy, Mesh cord Colors (P.45) and Cut-Out Colors: White, Blue, Yellow, Red, Orange and Green. 8 Anodized Colors: Silver, Black, Brown, Orange, Blue, Gold, Green and Magenta
	Ray 27x9	1X 100W Max MED Base Or GU-24	36" Cord	5" Br. Nickel	● Interior Shade: 16x9
	120V Phase OR 120/277V 0-10V	1X 16.3W, 2200 Lumens, 3000K, Phase OR 0-10V Dim LED Array			● For more technical info see: seascapelamps.com/pages/FAQs.html
	Ray 34x9	2X 100W Max MED Base Or GU-24	36" Cord	5" Br. Nickel	● Interior Shade: 20x9

*Most hanging lamps come with a acrylic diffuser.

Choose from our prints or C.O.M.















Additional sizes other than shown are available.

	Item		Lamping / Max Watts	Hang Method	Finial / Canopy / Base Finish	Shade Sizes / Description / Additional Info
	120V Phase		1X 25W, 2720 Lumens, 3000K, Phase Dim LED Array			For more technical info see: seascapelamps.com/pages/FAQs.html
	120/277V 0-10V		1X 40W, 4000 Lumen, 3000K, 0-10V Dim LED Array			For more technical info see: seascapelamps.com/pages/FAQs.html
	Ray 38x10		2X 100W Max MED Base Or GU-24	36" Cord	5" Br. Nickel	 Interior Shade: 24x10
	120V Phase		1X 25W, 2720 Lumens, 3000K, Phase Dim LED Array			For more technical info see: seascapelamps.com/pages/FAQs.html
	120/277V 0-10V		1X 40W, 4000 Lumen, 3000K, 0-10V Dim LED Array			For more technical info see: seascapelamps.com/pages/FAQs.html
	Raz 10x20x9		2X 100W Max MED Base Or GU-24	12" Nickel Tubing	5" Br. Nickel	
	120V Phase OR 120/277V 0-10V		1X 16.3W, 2200 Lumens, 3000K, Phase OR 0-10V Dim LED Array			For more technical info see: seascapelamps.com/pages/FAQs.html
	Raz 14x32x9		2X 100W Max MED Base Or GU-24	12" Nickel Tubing	5" Br. Nickel	
	120V Phase OR 120/277V 0-10V		2X 16.3W, 2200 Lumen, 3000K, 0-10V Dim LED Array, 44000 Total Lumen			For more technical info see: seascapelamps.com/pages/FAQs.html
	LED Reflecto 24 120V Phase		1X 25W, 2720 Lumens, 3000K, Phase Dim LED Array	12" Nickel Tubing	5" Br. Nickel	 24x11" For more technical info see: seascapelamps.com/pages/FAQs.html
	120/277V 0-10V		1X 40W, 4000 Lumen, 3000K, 0-10V Dim LED Array			For more technical info see: seascapelamps.com/pages/FAQs.html

*Most hanging lamps come with a acrylic diffuser.

Choose from our prints or C.O.M.


















Additional sizes other than shown are available.

	Item		Lamping /Max Watts	Hang Method	Finial / Canopy / Base Finish	Shade Sizes / Description / Additional Info
	Rex 24		2X 100W Max MED Base Or GU-24	36" Cord ADJ Guy Wire	5" x 14" Br. Alum Canopy Br. Silver, Brown or Black	10x24x10" Rectangular Shade
	120V Phase OR 120/277V 0-10V		2X 16.3W, 2200 Lumen, 3000K, 0-10V Dim LED Array, 44000 Total Lumen			For more technical info see: seascapelamps.com/pages/FAQs.html
	Rex 36		3X 100W Max MED Base Or GU-24	36" Cord ADJ Guy Wire	5" x 14" Br. Alum Canopy Br. Silver, Brown or Black	11x36x11" Rectangular Shade
	120V Phase OR 120/277V 0-10V		2X 16.3W, 2200 Lumen, 3000K, 0-10V Dim LED Array, 44000 Total Lumen			For more technical info see: seascapelamps.com/pages/FAQs.html
	Rex 48		3X 100W Max MED Base Or GU-24	36" Cord ADJ Guy Wire	5" x 14" Br. Alum Canopy Br. Silver, Brown or Black	12x48x12" Rectangular Shade
	120V Phase OR 120/277V 0-10V		3X 16.3W, 2200 Lumen, 3000K, Phase OR 0-10V Dim LED Array, 6600 Total Lumen			For more technical info see: seascapelamps.com/pages/FAQs.html
	Riley III		3X 100W Max MED Base Or GU-24	36" Cord ADJ Guy Wire	5" x 14" Br. Alum Canopy Br. Silver, Brown or Black	(3) 12x9"
	120V Phase OR 120/277V 0-10V		3X 16.3W, 2200 Lumen, 3000K, Phase OR 0-10V Dim LED Array, 6600 Total Lumen			For more technical info see: seascapelamps.com/pages/FAQs.html
	Riley IV		4X 60W Max MED Base Or GU-24	36" Cord ADJ Guy Wire	5" x 14" Br. Alum Canopy Br. Silver, Brown or Black	(4) 10x9"
	120V Phase OR 120/277V 0-10V		4X 116.3W, 2200 Lumen, 3000K, Phase OR 0-10V Dim LED Array, 8800 Total Lumen			For more technical info see: seascapelamps.com/pages/FAQs.html or
	Risa 17x36		3X 60W Max Cand Base	12" Nickel Tubing	5" Br. Nickel LWR: Crystal Ball	(3) 6x8" Shades, 17x36" OA

*Most hanging lamps come with a acrylic diffuser.

Choose from our prints or C.O.M.









Additional sizes other than shown are available.

	Item	Lamping /Max Watts	Hang Method	Finial / Canopy / Base Finish	Shade Sizes / Description / Additional Info
	Roller 20 	1X 7W LED 18 T-8 60W EQV (Incl.)	36" Cord ADJ Monofilament	6" White Power Canopy & 2" White Suspension Canopy	20" Long x 6" D G-13 T-8, 700 Lumens, 3500K, 83CRI Forward/Reverse Phase Dimmers (Mag Or Elv) To 10%/ 0-10V To 10% 120 Or 277V,
	Roller 26 	1X 9W LED 24 T-8 80W EQV (Incl.)	36" Cord ADJ Monofilament	6" White Power Canopy & 2" White Suspension Canopy	25.875" Long x 6" D G-13 T-8, 900 Lumens, 3500K, 83CRI Forward/Reverse Phase Dimmers (Mag Or Elv) To 10%/ 0-10V To 10% 120 Or 277V,
	Roller 56 	1X 18W LED 48 T-8 100W EQV (Incl.)	36" Cord ADJ Monofilament	6" White Power Canopy & 2" White Suspension Canopy	56" Long x 6" D G-13 T-8, 1800 Lumens, 3500K, 83CRI Forward/Reverse Phase Dimmers (Mag Or Elv) To 10%/ 0-10V To 10% 120 Or 277V,
	Roller 3X24 	3X 9W LED 24 T-8 80W EQV (Incl.)	3X 36" Cord ADJ	5x36" Nickel or White Canopy	25.875" Long x 6" D G-13 T-8, 900 Lumens, 3500K, 83CRI Forward/Reverse Phase Dimmers (Mag Or Elv) To 10%/ 0-10V To 10% 120 Or 277V,
	Satellite II 23	1X 60W Max Grand Nostalgia Bulb (Incl.)	Nylon Mesh Cord - Available in 12 Colors	5" Br. Nickel	8 Anodized Colors: Silver, Black, Brown, Orange, Blue, Gold, Green and Magenta Mirrored Acrylic 23" Dia. 36" OAH
	Sena	5X 60W Max CAND Base	12" Nickel Tubing		(5) 6x8" Shades, 26x36" OA
	Serpent	1X 60W Max	24" OAH Nylon Mesh Cord - Available in 12 Colors	5" D. Anodized Alum - Shown w/ Socket Cups	60W Sockets 8 Anodized Colors: Silver, Black, Brown, Orange, Blue, Gold, Green and Magenta
	Sheet 48x12x3.5 	1X 18W LED 48 T-8 100W EQV (Incl.)	36" Cord ADJ Guy Wire	6" White Power Canopy & 2" White Suspension Canopy	OA: 48x12x3.5 G-13 T-8, 1800 Lumens, 3500K, 83CRI Forward/Reverse Phase Dimmers (Mag Or Elv) To 10% 120V or 0-10V To 10% 120 Or 277V, 5 Years
	Slice 48x12x2 	2X 16W LED 160W EQV (Incl.)	36" Cord ADJ Guy Wire	6" White + 2X 3/4" Br. Nickel Cable Supports	OA: 47.875" x 11.875" x 2" 2600 Lumens, 3000K Dimmable to 25% w/ ELV Dimmer 40,000 hrs 4x48x6"
	Slim W/Shade 	1X 40W LED 250W EQV (Incl.)	60" Cord & Guy Wire	3x9.75x1.75"	120/277V 40W 3400 Lumens 0-10V 3000K
	Slim WO/Shade 	1X 40W LED 250W EQV (Incl.)	60" Cord & Guy Wire	3x9.75x1.75"	4x48x6" 120/277V 40W 3400 Lumens 0-10V 3000K

*Most hanging lamps come with a acrylic diffuser.

Choose from our prints or C.O.M.

Additional sizes other than shown are available.

	Item	Lamping /Max Watts	Hang Method	Finial / Canopy / Base Finish	Shade Sizes / Description / Additional Info
	Sputnik	1X 60W Max	72 Nylon Mesh Cord - Available in 12 Colors	5" D. Anodized Alum Anodized Colors: Silver, Black, or Painted White 5" Br. Nickel	11.5" Wide, 5" Canopy with 72" Mesh Corded 60W Socket. Select Canopy, Mesh cord Colors (P.45) and Cut-Out Colors: White, Blue, Yellow, Red, Orange and Green.
	Stan 16x9	1X 100W Max MED Base Or GU-24	36" Cord		
	Starburst	108W 720W EQV (Incl.)	36" Cord & Guy Wire	9.5" Br. Nickel	(4) 48", (4) 24", 108x108" OA G-13 T-8, 900 Lumens, 3500K, 83CRI 120/277V 0-10V to 10%
	Thao 14X9	1X 100W Max MED Base Or GU-24	36" Cord	5" Br. Nickel	
	120V Phase OR 120/277V 0-10V	1X 16.3W, 2200 Lumen, 3000K, Phase OR 0-10V Dim LED Array			For more technical info see: seascapelamps.com/pages/FAQs.html
	Thao 16x9	1X 100W Max MED Base Or GU-24	36" Cord	5" Br. Nickel	
	120V Phase OR 120/277V 0-10V	1X 16.3W, 2200 Lumen, 3000K, Phase OR 0-10V Dim LED Array			For more technical info see: seascapelamps.com/pages/FAQs.html
	Thao 18x9	2X 100W Max MED Base Or GU-24	36" Cord	5" Br. Nickel	
	120V Phase	1X 25W, 2720 Lumens, 3000K, Phase Dim LED Array			For more technical info see: seascapelamps.com/pages/FAQs.html
	120/277V 0-10V	1X 40W, 4000 Lumen, 3000K, 0-10V Dim LED Array			For more technical info see: seascapelamps.com/pages/FAQs.html
	Thao 20x7	2X 100W Max MED Base Or GU-24	36" Cord	5" Br. Nickel	
	120V Phase	1X 25W, 2720 Lumens, 3000K, Phase Dim LED Array			For more technical info see: seascapelamps.com/pages/FAQs.html

*Most hanging lamps come with a acrylic diffuser.

Choose from our prints or C.O.M.
















Additional sizes other than shown are available.

Item	Lamping / Max Watts	Hang Method	Finial / Canopy / Base Finish	Shade Sizes / Description / Additional Info
● 120/277V 0-10V	1X 40W, 4000 Lumen, 3000K, 0-10V Dim LED Array		●	For more technical info see: seascapeLamps.com/pages/FAQs.html
Thao 20x9	2X 100W Max MED Base Or GU-24	36" Cord	5" Br. Nickel ●	
● 120V Phase	1X 25W, 2720 Lumens, 3000K, Phase Dim LED Array		●	For more technical info see: seascapeLamps.com/pages/FAQs.html
● 120/277V 0-10V	1X 40W, 4000 Lumen, 3000K, 0-10V Dim LED Array		●	For more technical info see: seascapeLamps.com/pages/FAQs.html
Thao 22x11	2X 100W Max MED Base Or GU-24	36" Cord	5" Br. Nickel ●	
● 120V Phase	1X 25W, 2720 Lumens, 3000K, Phase Dim LED Array		●	For more technical info see: seascapeLamps.com/pages/FAQs.html
● 120/277V 0-10V	1X 40W, 4000 Lumen, 3000K, 0-10V Dim LED Array		●	For more technical info see: seascapeLamps.com/pages/FAQs.html
Thao 24x10	2X 100W Max MED Base Or GU-24	36" Cord	5" Br. Nickel ●	
● 120V Phase	1X 25W, 2720 Lumens, 3000K, Phase Dim LED Array		●	For more technical info see: seascapeLamps.com/pages/FAQs.html
● 120/277V 0-10V	1X 40W, 4000 Lumen, 3000K, 0-10V Dim LED Array		●	For more technical info see: seascapeLamps.com/pages/FAQs.html
Thao 26x12	2X 100W Max MED Base Or GU-24	36" Cord	5" Br. Nickel ●	
● 120V Phase OR 120/277V 0-10V	3X 13W, 1350 Lumen, 3000K, Phase Dim LED Array, 4050 Total Lumen		●	For more technical info see: seascapeLamps.com/pages/FAQs.html

*Most hanging lamps come with a acrylic diffuser.

Choose from our prints or C.O.M.









Additional sizes other than shown are available.

	Item	Lamping /Max Watts	Hang Method	Finial / Canopy / Base Finish	Shade Sizes / Description / Additional Info
	Thao 28x12	2X 100W Max MED Base Or GU-24	36" Cord & Guy Wire	5" Br. Nickel	
	120V Phase OR 120/277V 0-10V	3X 13W, 1350 Lumen, 3000K, Phase Dim LED Array, 4050 Total Lumen			 For more technical info see: seascapelamps.com/pages/FAQs.html
	Thao 30x12	3X 100W Max MED Base Or GU-24	36" Cord & Guy Wire	5" Br. Nickel	
	120V Phase OR 120/277V 0-10V	3X 16.3W, 2200 Lumens, 3000K, Phase OR 0-10V Dim LED Array, 6600 Total Lumen			 For more technical info see: seascapelamps.com/pages/FAQs.html
	Thao 36x12	3X 100W Max MED Base Or GU-24	36" Cord & Guy Wire	5" Br. Nickel	
	120V Phase OR 120/277V 0-10V	3X 25W, 2720 Lumens, 3000K, Phase Dim LED Array, 8160 Total Lumen			 For more technical info see: seascapelamps.com/pages/FAQs.html
	Thao 42x14	4X 100W Max MED Base Or GU-24	36" Cord & Guy Wire	5" Br. Nickel	
	120V Phase	3X 25W, 2720 Lumens, 3000K, Phase Dim LED Array, 8160 Total Lumen			 For more technical info see: seascapelamps.com/pages/FAQs.html
	120/277V 0-10V	3X 40W, 4000 Lumen, 3000K, 0-10V Dim LED Array, 12000 Total Lumen			 For more technical info see: seascapelamps.com/pages/FAQs.html
	Thao 48x16	5X 100W Max MED Base Or GU-24	12" Nickel Tubing	5" Br. Nickel	
	120V Phase	4X 25W, 2720 Lumens, 3000K, Phase Dim LED Array, 10880 Total Lumen			 For more technical info see: seascapelamps.com/pages/FAQs.html
	120/277V 0-10V	4X 40W, 4000 Lumen, 3000K, 0-10V Dim LED Array, 16000 Total Lumen			 For more technical info see: seascapelamps.com/pages/FAQs.html

*Most hanging lamps come with a acrylic diffuser.

Choose from our prints or C.O.M.

Additional sizes other than shown are available.

	Item	Lamping /Max Watts	Hang Method	Finial / Canopy / Base Finish	Shade Sizes / Description / Additional Info
	Thao II 16x10	1X 100W Max MED Base Or GU-24	36" Cord	5" Br. Nickel	INR: 12x10" OTR: 16x10" w/ Lei, Jellybean, Java, Wayward, Legion, Avalon
	120V Phase OR 120/277V 0-10V	1X 16.3W, 2200 Lumens, 3000K, Phase OR 0-10V Dim LED Array			For more technical info see: seascapelamps.com/pages/FAQs.html
	Thao II 18x10	1X 100W Max MED Base Or GU-24	36" Cord	5" Br. Nickel	INR: 14x10" OTR: 18x10" w/ Lei, Jellybean, Java, Wayward, Legion, Avalon
	120V Phase OR 120/277V 0-10V	1X 16.3W, 2200 Lumens, 3000K, Phase OR 0-10V Dim LED Array			For more technical info see: seascapelamps.com/pages/FAQs.html
	120/277V 0-10V	1X 40W, 4000 Lumen, 3000K, 0-10V Dim LED Array			For more technical info see: seascapelamps.com/pages/FAQs.html
	Thao II 20x10	2X 100W Max MED Base Or GU-24	36" Cord	5" Br. Nickel	INR: 16x10" OTR: 20x10" w/ Lei, Jellybean, Java, Wayward, Legion, Avalon
	120V Phase OR 120/277V 0-10V	1X 16.3W, 2200 Lumens, 3000K, Phase OR 0-10V Dim LED Array			For more technical info see: seascapelamps.com/pages/FAQs.html
	120/277V 0-10V	1X 40W, 4000 Lumen, 3000K, 0-10V Dim LED Array			For more technical info see: seascapelamps.com/pages/FAQs.html
	Thao II 22x11	2X 100W Max MED Base Or GU-24	36" Cord	5" Br. Nickel	INR: 18x10" OTR: 12x10" w/ Lei, Jellybean, Java, Wayward, Legion, Avalon
	120V Phase	1X 25W, 2720 Lumens, 3000K, Phase Dim LED Array			For more technical info see: seascapelamps.com/pages/FAQs.html
	120/277V 0-10V	1X 40W, 4000 Lumen, 3000K, 0-10V Dim LED Array			For more technical info see: seascapelamps.com/pages/FAQs.html
	Thao II 24x12	2X 100W Max MED Base Or GU-24	36" Cord	5" Br. Nickel	INR: 20x12" OTR: 24x12" w/ Lei, Jellybean, Java, Wayward, Legion, Avalon

*Most hanging lamps come with a acrylic diffuser.

Choose from our prints or C.O.M.







Additional sizes other than shown are available.

	Item	Lamping /Max Watts	Hang Method	Finial / Canopy / Base Finish	Shade Sizes / Description / Additional Info
	120V Phase	1X 25W, 2720 Lumens, 3000K, Phase Dim LED Array			For more technical info see: seascapelamps.com/pages/FAQs.html
	120/277V 0-10V	1X 40W, 4000 Lumen, 3000K, 0-10V Dim LED Array			For more technical info see: seascapelamps.com/pages/FAQs.html
	Thao II 26x14	2X 100W Max MED Base Or GU-24	36" Cord	5" Br. Nickel	INR: 22x14" OTR: 26x14" w/ Lei, Jellybean, Java, Wayward, Legion, Avalon
	120V Phase OR 120/277V 0-10V	1X 25W, 2720 Lumen, 3000K, Phase OR 0-10V Dim LED Array,			For more technical info see: seascapelamps.com/pages/FAQs.html
	Thao II 28x14	2X 100W Max MED Base Or GU-24	36" Cord & Guy Wire	5" Br. Nickel	INR: 24x14" OTR: 28x14" w/ Lei, Jellybean, Java, Wayward, Legion, Avalon
	120V Phase OR 120/277V 0-10V	3X 13W LED Array 85W EQV EA. (Incl.)			For more technical info see: seascapelamps.com/pages/FAQs.html
	Thao II 30x16	3X 100W Max MED Base Or GU-24	36" Cord & Guy Wire	5" Br. Nickel	INR: 26x16" OTR: 30x16" w/ Lei, Jellybean, Java, Wayward, Legion, Avalon
	120V Phase OR 120/277V 0-10V	3X 16.3W, 2200 Lumen, 3000K, Phase OR 0-10V Dim LED Array, 6600 Total Lumen			For more technical info see: seascapelamps.com/pages/FAQs.html
	Thao II 36x16	3X 100W Max MED Base Or GU-24	36" Cord & Guy Wire	5" Br. Nickel	INR: 32x16" OTR: 36x16" w/ Lei, Jellybean, Java, Wayward, Legion, Avalon
	120V Phase OR 120/277V 0-10V	3X 25W, 2720 Lumen, 3000K, Phase OR 0-10V Dim LED Array, 8160 Total Lumen			For more technical info see: seascapelamps.com/pages/FAQs.html
	Three in One	3X 40W MED Base or GU-24	36" Cord	5" Br. Nickel	INR: (3) 6x9" OTR: 28x13"

*Most hanging lamps come with a acrylic diffuser.

Choose from our prints or C.O.M.

















Additional sizes other than shown are available.

	Item	Lamping /Max Watts	Hang Method	Finial / Canopy / Base Finish	Shade Sizes / Description / Additional Info
	Tong 24x7	1X 100W Max MED Base Or GU-24	36" Cord	5" Br. Nickel	INR: 14x7" OTR: 24"
	Tong 28x7	2X 100W Max MED Base Or GU-24	36" Cord	5" Br. Nickel	INR: 18x7" OTR: 28"
	Tres 18x23	2X 100W Max MED Base Or GU-24	36" Cord	5" Br. Nickel	INR: 14x23" OTR: 12x18 OA: 18x23"
	Triben 21x14	2X 100W Max MED Base Or GU-24	36" Cord	5" Br. Nickel	
	Triptic 32x9	3X 100W Max MED Base Or GU-24	12" Nickel Tubing	5" Br. Nickel	(3) 16x16x9"
	Triptic 36x9	3X 100W Max MED Base Or GU-24	12" Nickel Tubing	5" Br. Nickel	(3) 18x18x9"
	Twist 18x12	1X 100W Max MED Base Or GU-24	12" Nickel Tubing	5" Br. Nickel	INR: 14x12" OTR: 18x7.75"
	120V Phase OR 120/277V 0-10V	1X 16.3W, 2200 Lumens, 3000K, Phase OR 0-10V Dim LED Array			 For more technical info see: seascapelamps.com/pages/FAQs.html
	Twist 24x16	1X 100W Max MED Base Or GU-24	12" Nickel Tubing	5" Br. Nickel	INR: 16x16" OTR: 24x10"
	120V Phase OR 120/277V 0-10V	1X 16.3W, 2200 Lumens, 3000K, Phase OR 0-10V Dim LED Array			 For more technical info see: seascapelamps.com/pages/FAQs.html
	Twist 34x20	2X 100W Max MED Base Or GU-24	12" Nickel Tubing	5" Br. Nickel	INR: 22x20" OTR: 34x14"
	120V Phase	1X 25W, 2720 Lumens, 3000K, Phase Dim LED Array			 For more technical info see: seascapelamps.com/pages/FAQs.html

*Most hanging lamps come with a acrylic diffuser.

Choose from our prints or C.O.M.













Additional sizes other than shown are available.

	Item		Lamping /Max Watts	Hang Method	Finial / Canopy / Base Finish	Shade Sizes / Description / Additional Info
	120/277V 0-10V		1X 40W, 4000 Lumen, 3000K, 0-10V Dim LED Array			For more technical info see: seascapelamps.com/pages/FAQs.html
	UFO 12x8x8.5		1X 9W LED Puck 60W EQV (Incl.)	2 Options	5" Br. Nickel Monopoint or MonoRail 48- 96 .	6x12" 3000K 80 CRI, Dimmable to 25% - See website FAQ's for more info.
	Vidal 18x12		2X 100W Max MED Base Or GU-24	36" Cord	5" Br. Nickel	UPR: 18x5" MDL: 16x4" LWR: 14x4"
	120V Phase OR 120/277V 0-10V		1X 16.3W, 2200 Lumens, 3000K, Phase OR 0-10V Dim LED Array			For more technical info see: seascapelamps.com/pages/FAQs.html
	Vidal 20x12		2X 100W Max MED Base Or GU-24	36" Cord	5" Br. Nickel	UPR: 20x5" MDL: 18x4" LWR: 16x4"
	120V Phase OR 120/277V 0-10V		1X 16.3W, 2200 Lumens, 3000K, Phase OR 0-10V Dim LED Array			For more technical info see: seascapelamps.com/pages/FAQs.html
	Vidal 22x12		2X 100W Max MED Base Or GU-24	36" Cord	5" Br. Nickel	UPR: 22x5" MDL: 20x4" LWR: 18x4"
	120V Phase		1X 25W, 2720 Lumens, 3000K, Phase Dim LED Array			For more technical info see: seascapelamps.com/pages/FAQs.html
	120/277V 0-10V		1X 40W, 4000 Lumen, 3000K, 0-10V Dim LED Array			For more technical info see: seascapelamps.com/pages/FAQs.html
	Vidal 24x12		2X 100W Max MED Base Or GU-24	36" Cord	5" Br. Nickel	UPR: 24x5" MDL: 22x4" LWR: 20x4"
	120V Phase		1X 25W, 2720 Lumens, 3000K, Phase Dim LED Array			For more technical info see: seascapelamps.com/pages/FAQs.html
	120/277V 0-10V		1X 40W, 4000 Lumen, 3000K, 0-10V Dim LED Array			For more technical info see: seascapelamps.com/pages/FAQs.html

*Most hanging lamps come with a acrylic diffuser.

Choose from our prints or C.O.M.









Additional sizes other than shown are available.

	Item	Lamping /Max Watts	Hang Method	Finial / Canopy / Base Finish	Shade Sizes / Description / Additional Info
	Vidal 26x14	2X 100W Max MED Base Or GU-24	36" Cord & Guy Wire	5" Br. Nickel	UPR: 26x6" MDL: 24x4.5" LWR: 22x4.5"
	120V Phase	1X 25W, 2720 Lumens, 3000K, Phase Dim LED Array			For more technical info see: seascapeLamps.com/pages/FAQs.html
	120/277V 0-10V	1X 40W, 4000 Lumen, 3000K, 0-10V Dim LED Array			For more technical info see: seascapeLamps.com/pages/FAQs.html
	Vidal 30X16	3X 100W Max MED Base Or GU-24	36" Cord & Guy Wire	5" Br. Nickel	UPR: 30x7" MDL: 28x5" LWR: 26x5"
	120V Phase OR 120/277V 0-10V	3X 16.3W, 2200 Lumens, 3000K, Phase OR 0-10V Dim LED Array			For more technical info see: seascapeLamps.com/pages/FAQs.html
	Vidal 36x22	3X 100W Max MED Base Or GU-24	36" Cord & Guy Wire	5" Br. Nickel	UPR: 36x9" MDL: 32x7.5" LWR: 28x7"
	120V Phase OR 120/277V 0-10V	3X 25W, 2720 Lumens, 3000K, Phase Dim LED Array			For more technical info see: seascapeLamps.com/pages/FAQs.html
	Wand 20	1X 7W LED 24 T-8 60W EQV (Incl.)	36" Cord ADJ Monofilament	6" White Power Canopy & 2" White Suspension Canopy	OA: 20x1.5" G-13 T-8, 700 Lumens, 3500K, 83CRI Forward/Reverse Phase Dimmers (Mag Or Elv) To 10%/ 0-10V To 10% 120 Or 277V,
	Wand 26	1X 9W LED 24 T-8 80W EQV (Incl.)	36" Cord ADJ Monofilament	6" White Power Canopy & 2" White Suspension Canopy	OA: 25.875x1.5" G-13 T-8, 900 Lumens, 3500K, 83CRI Forward/Reverse Phase Dimmers (Mag Or Elv) To 10%/ 0-10V To 10% 120 Or 277V,
	Wand 56	1X 18W LED 48 T-8 100W EQV (Incl.)	36" Cord ADJ Monofilament	6" White Power Canopy & 2" White Suspension Canopy	OA: 56x1.5" G-13 T-8, 1800 Lumens, 3500K, 83CRI Forward/Reverse Phase Dimmers (Mag Or Elv) To 10%/ 0-10V To 10% 120 Or 277V,
	Wings	1X 60W Max	72 Nylon Mesh Cord - Available in 12 Colors	5" D. Anodized Alum Anodized Colors: Silver, Black, or Painted White	11.5" Wide, 5" Canopy with 72" Mesh Corded 60W Socket. Select Canopy, Mesh cord Colors (P.45) and Cut-Out Colors: White, Blue, Yellow, Red, Orange and Green.

*Most hanging lamps come with a acrylic diffuser.

Choose from our prints or C.O.M.

Additional sizes other than shown are available.

	Item	Lamping /Max Watts	Hang Method	Finial / Canopy / Base Finish	Shade Sizes / Description / Additional Info
	Zak 8x13x14	1X 100W Max MED Base Or GU-24	36" Cord	5" Br. Nickel	
	Zak 10x16x18	1X 100W Max MED Base Or GU-24	36" Cord	5" Br. Nickel	
	120V Phase OR 120/277V 0-10V	1X 16.3W, 2200 Lumens, 3000K, Phase OR 0-10V Dim LED Array			 For more technical info see: seascapelamps.com/pages/FAQs.html
	Zak 12x18x20	1X 100W Max MED Base Or GU-24	36" Cord	5" Br. Nickel	
	120V Phase OR 120/277V 0-10V	1X 25W, 2720 Lumens, 3000K, Phase Dim LED Array OR 0-10V Dim LED Array			 For more technical info see: seascapelamps.com/pages/FAQs.html
	Zak 14x20x22	2X 100W Max MED Base Or GU-24	36" Cord & Guy Wire	5" Br. Nickel	
	120V Phase OR 120/277V 0-10V	1X 25W, 2720 Lumens, 3000K, Phase Dim LED Array OR 0-10V Dim LED Array			 For more technical info see: seascapelamps.com/pages/FAQs.html

Lamp Parts



Bulb
A19 Type LED
MED

11W LED 75W EQV 1100
Lumens 3000K 25,000 hrs

N/A

N/A

Dimmable to 25% - see website FAQ's for more info.



Bulb
A19 Type LED
MED

15W LED 100W EQV 1600
Lumens 3000K 25,000 hrs

N/A











N/A

2.25x4.5" Tall Dimmable to 25% - See website FAQ's for more info.

*Most hanging lamps come with a acrylic diffuser.

Choose from our prints or C.O.M.



Additional sizes other than shown are available.

	Item			Lamping /Max Watts	Hang Method	Finial / Canopy / Base Finish	Shade Sizes / Description / Additional Info
	Bulb A19 Type LED GU-24			15W LED 100W EQV 1600 Lumens 3000K 25,000 hrs	N/A	N/A	Dimmable to 25% - See website FAQ's for more info.
	Bulb Candelabra LED			5W LED 40W EQV 450 Lumens 2700K 25,000 hrs	N/A	N/A	1.5x4" Tall Dimmable to 25% - See website FAQ's for more info.
	Bulb LED Filament G 25 Globe			7W LED 60W EQV 800 Lumens 2700K 15,000 hrs	N/A	N/A	3.125"x4.75" Tall Dimmable to 25% - See website FAQ's for more info.
	Bulb LED Filament 1910			4W LED 25W EQV 325 Lumens 2700K 15,000 hrs	N/A	N/A	2x5" Tall Dimmable to 25% - See website FAQ's for more info.
	Bulb LED Filament Half Chrome Globe			5W LED 40W EQV 450 Lumens 2700K 15,000 hrs	N/A	N/A	3.125x4.75" Tall Dimmable to 25% - See website FAQ's for more info.
	Bulb LED Puck GU24			9W LED 60W EQV 800 Lumens 3000K GU-24 25,000 hrs	N/A	N/A	3x2.25" Tall Dimmable to 25% - See website FAQ's for more info.
	Bulb Grand Nostalgia ED 1			60W INC	N/A	N/A	7x12" Tall. Dimmable w/ Standard Dimmer
	Bulb Grand Nostalgia ED 2			60W INC	N/A	N/A	7x11" Tall. Dimmable w/ Standard Dimmer
	Bulb Grand Nostalgia ED 3			60W INC	N/A	N/A	6x13" Tall. Dimmable w/ Standard Dimmer
	Bulb Cover			N/A	N/A	N/A	Glass Beads Available in Clear, Amber, Orange, Purple or Lime
	Canopy 5 Round			N/A	N/A	5" Br. Nickel	5x1"
	Canopy 5 Round			N/A	N/A	5" D. Anodized Alum - 8 Colors	5x1" Choose from 8 Canopy Colors: Silver,Black,Brown,Orange,Blue,Gold,Green and Magenta.

*Most hanging lamps come with a acrylic diffuser.

Choose from our prints or C.O.M.





Additional sizes other than shown are available.

	Item			Lamping /Max Watts	Hang Method	Finial / Canopy / Base Finish	Shade Sizes / Description / Additional Info
	Canopy 6 Round			N/A	N/A	6" Br. Nickel	6"D Multiport Canopies - 1 Cord Hole
	Canopy 5 Square			N/A	N/A	5x5" Sq Br. Alum Silver, Black or Brown	5x5x1" *Square multi-port canopies also avail. Call for info..
	Canopy 5 Round Multiport 3 Cord Holes			N/A	N/A	5" D. Anodized Alum - 8 Colors	5Dx1" Multiport Canopies - 3 Cord Holes. Choose from 8 Colors: Silver,Black,Brown,Orange,Blue,Gold,Green and Magenta.
	Canopy 6 Round Multiport 6 Cord Holes			N/A	N/A	5" Br. Nickel	6"D Multiport Canopies - 6 Cord Holes
	Canopy 12 Round 1 Cord Hole			N/A	N/A	12" Br. Nickel	12x1" - 1 Cord Hole
	Canopy 12 Round Multiport 6 Cord Holes			N/A	N/A	12" Br. Nickel	12Dx1" Multiport Canopies - 6 Cord Holes
	Canopy 12 Round Multiport 9 Cord Holes			N/A	N/A	12" Br. Nickel	12Dx1" Multiport Canopies - 9 Cord Holes
	Canopy 18 Round 1 Cord Hole			N/A	N/A	18" Br. Nickel	18Dx1" - 1 Cord Hole
	Canopy 18 Round Multiport 12 Cord Holes			N/A	N/A	18" Br. Nickel	18Dx1" Multiport Canopies - 12 Cord Holes
	Hanging Option Guywire+Cord Per Ft.			N/A	Any guywire & cord.	Silver Guywire & Cord	

*Most hanging lamps come with a acrylic diffuser.

Choose from our prints or C.O.M.

Additional sizes other than shown are available.

	Item			Lamping /Max Watts	Hang Method	Finial / Canopy / Base Finish	Shade Sizes / Description / Additional Info
	Hanging Option Nickel Tubing Per Ft.			N/A	Nickel Tubing	Silver, Black, White or Copper. *	
	Hanging Option Silver Chain & Cord Per Ft.			N/A	Chain & Cord	Silver, Black, White or Copper. *	
	Hanging Option Cord Silver Braid Per Ft.			N/A	Silver Braided Cord	Silver, Black, or White.	
	Hanging Option Nickel Tubing/Pivot Per Ft.			N/A	Nickel Tubing	Silver, Black, White or Copper. *	
	Hanging Option Cord- Colored Nylon Mesh Per Ft.			N/A	Any size Nylon Mesh Cord - Available in 12 Colors	Nylon Mesh - 12 Colors	Available in 12 Colors: Black, White, Red, green, Beige, Brown, Purple, Blue, Yellow, Orange, Gray, and Gray/White stripe.
	Cord Braided Silver Per FT.			N/A			.25" OD, #18X3
						*Add 20% for Bronze finish.	








MonoRail

	Canopy w/ Current Limiter			900W Limiter	N/A	Br. Nickel or Bronze	Other Wattage Limits Avail.
---	---------------------------	--	--	--------------	-----	----------------------	-----------------------------

*Most hanging lamps come with a acrylic diffuser.

Choose from our prints or C.O.M.






Additional sizes other than shown are available.

	Item			Lamping /Max Watts	Hang Method	Finial / Canopy / Base Finish	Shade Sizes / Description / Additional Info
	Ceiling Support Cable				N/A	Br. Nickel or Bronze	125" Br. Nickel / Bronze.
	Ceiling Support Rigid				N/A	Br. Nickel or Bronze	7.5-11.5" ADJ Length.
	Ceiling Support Rigid 4				N/A	3" Br. Nickel / Bronze.	
	Ceiling Support Rigid				N/A	4" Br. Nickel / Bronze.	
	Flex Corner				N/A	Br. Nickel or Bronze	
	Hanging Lamp Ives			GU-10 50W Max Halogen Dimmable (Incl.)	Br. Nickel or Bronze	Steel Rail 48- 96" Length. Max 10# Per Point Limit.	
	Hanging Lamp Mirage			GU-10 50W Max Halogen Dimmable (Incl.)	Br. Nickel or Bronze	Steel Rail 48- 96" Length. Max 10# Per Point Limit.	Frosted Glass Shade.
	Power Feed Flexible				N/A	Br. Nickel or Bronze	125" Br. Nickel / Bronze.
	Power Feed Rigid				N/A	Br. Nickel or Bronze	3" Br. Nickel / Bronze.
	Power Feed Rigid				N/A	Br. Nickel or Bronze	4" Br. Nickel / Bronze.
	Power Feed Rigid				N/A	Br. Nickel or Bronze	7.5-11.5" ADJ .
	Rail / Circle Rail Kit				N/A	Br. Nickel or Bronze	24" D

*Most hanging lamps come with a acrylic diffuser.

Choose from our prints or C.O.M.

Additional sizes other than shown are available.

	Item		Lamping / Max Watts	Hang Method	Finial / Canopy / Base Finish	Shade Sizes / Description / Additional Info
	Rail / S-Curve Radius Pre-Bent (Inside bus bar)			N/A	Br. Nickel or Bronze	39" Radius S Curve for Rail.
	Rail / S-Curve Radius Pre-Bent (Outside bus bar)			N/A	Br. Nickel or Bronze	39" Radius S Curve for Rail.
	Rail Connector / PowerRed			N/A	Br. Nickel or Bronze	Br. Nickel / Bronze Rail attachment.
	Rail End Feed			N/A	Br. Nickel or Bronze	Mounts Directly to J-box.
	Rail Kit Mini Sticks		3X 60W Max	48" Rail 4" from Ceiling	Br. Nickel or Bronze	(3) 6x6x7"
	Rail Kit Mini Dimes		4X 60W Max	86" Rail 4" from Ceiling	Br. Nickel or Bronze	(4)6x6x12" **Rail Kit 96" - No lights \$160.50
	Rail Pendant Adapter - Add On			N/A	Br. Nickel or Bronze	Rail attachment as an add on item.
	Rail Section			N/A	Br. Nickel or Bronze	48" Rail Section Connectable Component.
	Rail Section			N/A	Br. Nickel or Bronze	78" Rail Section Connectable Component.
	Rail Section			N/A	Br. Nickel or Bronze	96" Rail Section Connectable Component.
	Slope Power Feed 7.5 -11.5			N/A	Br. Nickel or Bronze	Power Feed.
	Slope Power Feed S Curve MonoRail Kit			N/A	Br. Nickel or Bronze	4" Slope Power Feed. 2) S-Curve Radius Prebent Curves 43" L ea. 3) 3" Ceiling Supports 1) Power Feed 1) Rail Connector

*Most hanging lamps come with a acrylic diffuser.

Choose from our prints or C.O.M.

Additional sizes other than shown are available.

Item	Lamping /Max Watts	Hang Method	Finial / Canopy / Base Finish	Shade Sizes / Description / Additional Info
------	--------------------	-------------	-------------------------------	---

Multi Cord

Multi Cord Canopy Round 3 Sockets	3X 60W Max	36" Nylon Mesh Cord - Available in 12 Colors	5" D. Anodized Alum - Shown w/ Socket Cups	(3) 60W Sockets - Shown w/ 3) Cord Grippers White - 8 Anodized Colors: Silver, Black, Brown, Orange, Blue, Gold, Green and Magenta
Multi Cord Canopy Round 6 Sockets	6x 60W Max	36" Nylon Mesh Cord - Available in 12 Colors	5" D. Anodized Alum - Shown w/ Socket Cups	(6) 60W Sockets - Shown w/ 6) Cord Grippers White - 8 Anodized Colors: Silver, Black, Brown, Orange, Blue, Gold, Green and Magenta
Multi Cord Round Canopy 9 Sockets	9X 60W Max	36" Nylon Mesh Cord - Available in 12 Colors	12" Round Br. Nickel	(9) 60W Sockets - Shown w/ 6) Cord Grippers White - 8 Anodized Colors: Silver, Black, Brown, Orange, Blue, Gold, Green and Magenta
Multi Cord Round Canopy 12 Sockets	12X 60W Max	36" Nylon Mesh Cord - Available in 12 Colors	18" Round Br. Metal	(12) 60W Sockets - Shown w/ 6) Cord Grippers White - 8 Anodized Colors: Silver, Black, Brown, Orange, Blue, Gold, Green and Magenta
Multi Cord Canopy Rectangle 2 Shades	2X 60W Max	36" Nylon Mesh Cord - Available in 12 Colors	5" x 14" Br. Alum Canopy Br. Silver, Brown or Black	Shades: 6x8" Choose from 7 Colors Polypro: Blueberry, Grape, Lemon, Lime, Mango, Raspberry, and Frost . Plus Silks and Prints
Multi Cord Canopy Rectangle 3 Sockets	3X 60W Max	36" Nylon Mesh Cord - Available in 12 Colors	5" x 14" Br. Alum Canopy Br. Silver, Brown or Black	
Multi Cord Canopy Rectangle 3 Shades	3X 60W Max	36" Nylon Mesh Cord - Available in 12 Colors	5" x 18" Br. Alum Canopy Br. Silver, Brown or Black	Shades: 6x8" Choose from 7 Colors Polypro: Blueberry, Grape, Lemon, Lime, Mango, Raspberry, and Frost . Plus Silks and Prints
Multi Cord Canopy Rectangle 4 Sockets	4X 60W Max	36" Nylon Mesh Cord - Available in 12 Colors	5" x 18" Br. Alum Canopy Br. Silver, Brown or Black	

*Most hanging lamps come with a acrylic diffuser.

Choose from our prints or C.O.M.

Additional sizes other than shown are available.

Item	Lamping /Max Watts	Hang Method	Finial / Canopy / Base Finish	Shade Sizes / Description / Additional Info
Multi Cord Canopy Rectangle 3 Shades	3X 60W Max	36" Nylon Mesh Cord - Available in 12 Colors	5" x 24" Br. Alum Canopy Br. Silver, Brown or Black	Shades: 6x8" Choose from 7 Colors Polypro: Blueberry, Grape, Lemon, Lime, Mango, Raspberry, and Frost . Plus Silks and Prints
Multi Cord Canopy Rectangle 4 Sockets	4X 60W Max	36" Nylon Mesh Cord - Available in 12 Colors	5" x 24" Br. Alum Canopy Br. Silver, Brown or Black	
Multi Cord Canopy Rectangle 5 Sockets	5X 60W Max	36" Nylon Mesh Cord - Available in 12 Colors	5" x 24" Br. Alum Canopy Br. Silver, Brown or Black	
Multi Cord Canopy Rectangle 4 Shades	4X 60W Max	36" Nylon Mesh Cord - Available in 12 Colors	5" x 36" Br. Alum Canopy Br. Silver, Brown or Black	Shades: 6x8" Choose from 7 Colors Polypro: Blueberry, Grape, Lemon, Lime, Mango, Raspberry, and Frost . Plus Silks and Prints
Multi Cord Canopy Rectangle 7 Sockets	7X 60W Max	36" Nylon Mesh Cord - Available in 12 Colors	5" x 36" Br. Alum Canopy Br. Silver, Brown or Black	
Multi Cord Canopy Rectangle 5 Shades	5X 60W Max	36" Nylon Mesh Cord - Available in 12 Colors	5" x 45" Br. Alum Canopy Br. Silver, Brown or Black	Shades: 6x8" Choose from 7 Colors Polypro: Blueberry, Grape, Lemon, Lime, Mango, Raspberry, and Frost . Plus Silks and Prints
Multi Cord Canopy Rectangle 9 Sockets	9X 60W Max	36" Nylon Mesh Cord - Available in 12 Colors	5" x 45" Br. Alum Canopy Br. Silver, Brown or Black	
Cord Gripper	N/A	N/A	Br. Nickel or White	3/4x2" For drywall or wood

Table Lamps

*Most hanging lamps come with a acrylic diffuser.

Choose from our prints or C.O.M.

Additional sizes other than shown are available.

	Item			Lamping /Max Watts	Hang Method	Finial / Canopy / Base Finish	Shade Sizes / Description / Additional Info
	Abe			1X 150W Max	N/A	Walnut, Ebony, Choc. or Natural	Shade: 16x9", Ht.: 29"
	Adam			1X 100W Max In-Line	N/A	Walnut, Ebony, Choc. or Natural	Shade: 8x24.5", Ht.: 44"
	Aki Bronze			1X 150W Max	N/A	Bronze	Shade: 16x9", Ht.: 33"
	Bixar			1X 60W Max	N/A	Walnut, Ebony, Choc. or Natural	Shade: 4x7x8", Ht.: 26"
	Blake			1X 150W Max	N/A	Walnut, Ebony, Choc. or Natural	Shade: 16x9", Ht.: 30"
	Caden			1X 150W Max	N/A	Zebra Wood	Shade: 12x9", Ht.: 25"
	Dano			1X 100W Max	N/A	Walnut, Ebony, Choc. or Natural	Shade: 8x9", Ht.: 19.5"
	Derek			1X 150W Max	N/A	Walnut, Ebony, Choc. or Natural	Shade: 8x11", Ht.: 29"
	Devon			1X 100W Max	N/A	Walnut, Ebony, Choc. or Natural	Shade: 9x16", Ht.: 21"
	Dino			1X 150W Max	N/A	Walnut, Ebony, Choc. or Natural	Shade: 12x11", Ht.: 27"
	Duke			1X 150W Max	N/A	Walnut, Ebony, Choc. or Natural	Shade: 16x9", Ht.: 29"
	Earl			1X 150W Max	N/A	White Powder Coat	Shade: 12x9", Ht.: 24"

*Most hanging lamps come with a acrylic diffuser.

Choose from our prints or C.O.M.

Additional sizes other than shown are available.

	Item	Lamping /Max Watts	Hang Method	Finial / Canopy / Base Finish	Shade Sizes / Description / Additional Info
	Eb	1X 150W Max	N/A	Walnut, Ebony, Choc. or Natural	Shade: 12x9", Ht.: 25.5"
	Elizabeth	1X 150W Max	N/A	Walnut, Ebony, Choc. or Natural	Shade: 16x9", Ht.: 26"
	Ethan	1X 60W Max	N/A	Zebra Wood	Shade: 9x9x16", Ht.: 21"
	Filo	1X 150W Max	N/A	Antique Brass	Shade: 16x9", Ht.: 26"
	Frip	1X 150W Max	N/A	Walnut, Ebony, Choc. or Natural	Shade: 16x9", Ht.: 31.5"
	Geneva	1X 150W Max	N/A	Walnut, Ebony, Choc. or Natural	Shade: 16x9", Ht.: 33"
	Gil	1X 150W Max	N/A	Br. Metal	Shade: 8x15", Ht.: 21.5"
	Gina	1X 150W Max	N/A	Walnut, Ebony, Choc. or Natural	Shade: 12x9", Ht.: 24"
	Golo Silver or Brass	1X 150W Max	N/A	Br. Silver or Br. Brass	Shade: 18x9", Ht.: 28"
	Hena Silver or Bronze	1X 150W Max	N/A	Br. Silver or Bronze	Shade: 16x9", Ht.: 34"
	Horn	1X 150W Max	N/A	Br. Metal	Shade: 16x9", Ht.: 28"
	Joe	1X 150W Max	N/A	Walnut, Ebony, Choc. or Natural	Shade: 16x9", Ht.: 26"
	Lance	1X 100W Max	N/A	Br. Metal	Shade: 12x9", Ht.: 24"

*Most hanging lamps come with a acrylic diffuser.

Choose from our prints or C.O.M.

Additional sizes other than shown are available.

	Item			Lamping /Max Watts	Hang Method	Finial / Canopy / Base Finish	Shade Sizes / Description / Additional Info
	Larry			1X 150W Max	N/A	Black Metal	Shade: 20x10", Ht.: 36"
	Lester			1X 60W Max	N/A	Br. Metal	Shade: 10x7x16", Ht.: 21"
	Lita			1X 150W Max	N/A	Br. Metal	Shade: 12x16", Ht.: 29.5"
	Logan			1X 150W Max	N/A	Walnut, Ebony, Choc. or Natural	Shade: 10x10", Ht.: 23"
	Lorne			1X 150W Max	N/A	Zebra Wood	Shade: 12x12x10", Ht.: 29"
	Mario Bronze			1X 150W Max	N/A	Bronze Base	Shade: 18x9", Ht.: 30"
	Mason			1X 150W Max	N/A	Walnut, Ebony, Choc. or Natural	Shade: 14x10", Ht.: 28"
	Mom			1X 150W Max	N/A	Walnut, Ebony, Choc. or Natural	Shade: 16x9", Ht.: 28"
	Mom II			1X 150W Max	N/A	Walnut, Ebony, Choc. or Natural	Shade: 16x9", Ht.: 35.5"
	Nadia			1X 150W Max	N/A	Walnut, Ebony, Choc. or Natural	Shade: 16x12", Ht.: 29.5"
	Nat			1X 150W Max	N/A	Polished Metal & Painted Spindle in 8 Colors	Shade: 12x9", Ht.: 26"
	Ne			1X 150W Max	N/A	Polished Metal	Shade: 18x9", Ht.: 29"
	Niki Chrome			1X 150W Max	N/A	Polished Metal	Shade: 16x9", Ht.: 29"

*Most hanging lamps come with a acrylic diffuser.

Choose from our prints or C.O.M.

Additional sizes other than shown are available.

	Item	Lamping /Max Watts	Hang Method	Finial / Canopy / Base Finish	Shade Sizes / Description / Additional Info
	Nora Bronze	1X 150W Max	N/A	Bronze Base	Shade: 16x9", Ht.: 28"
	Pearl	1X 150W Max	N/A	Br. Metal / Glass	Shade: 16x9", Ht.: 28"
	Penny	1X 100W	N/A	Wood and Br. Metal	Shade: 8x15", Ht.: 19"
	Phil	1X 150W Max	N/A	Walnut, Ebony, Choc. or Natural	Shade: 16x9", Ht.: 30"
	Phillip	1X 150W Max	N/A	Br. Metal / Glass Chip or Zebra	Shade: 12x10", Ht.: 23"
	Pon	1X 150W Max	N/A	Polished Metal	Shade: 16x9", Ht.: 27"
	Pyramid	1X 150W Max	N/A	Cast Aluminum	Shade: 16x9", Ht.: 27"
	Rel-Sol	1X 150W Max	N/A	Walnut, Ebony, Choc. or Natural	Shade: 12x9", Ht.: 25"
	Richo	1X 100W	N/A	Polished Metal	20" and Acrylic Shade
	Riki	1X 150W Max	N/A	Walnut, Ebony, Choc. or Natural	Shade: 12x12", Ht.: 31"
	Rita	1X 150W Max	N/A	Walnut, Ebony, Choc. or Natural	Shade: 12x9", Ht.: 25.5"
	Roxanne	1X 150W Max	N/A	Walnut, Ebony, Choc. or Natural	Shade: 16x9", Ht.: 28.5"
	Roz Bronze	1X 150W Max	N/A	Bronze	Shade: 16x9", Ht.: 34"

*Most hanging lamps come with a acrylic diffuser.

Choose from our prints or C.O.M.

Additional sizes other than shown are available.

	Item	Lamping /Max Watts	Hang Method	Finial / Canopy / Base Finish	Shade Sizes / Description / Additional Info
	Roz Silver	1X 150W Max	N/A	Br. Metal	Shade: 16x9", Ht.: 34"
	Split	2X 40W	N/A	Br. Metal	Shade: 18x9x8" Oval, Ht.: 30"
	Stack	1X 100W Max In-Line	N/A	Walnut, Ebony, Choc. or Natural	Shade: 8x15", Ht.: 21"
	Stedman	1X 150W Max	N/A	Bark	Shade: 14x14x10 , HT.: 30"
	Stuart	1X 150W Max	N/A	Walnut, Ebony, Choc. or Natural	Shade: 12x9", Ht.: 25"
	Taj Brass	1X 150W Max	N/A	Br. Brass	Shade: 18x10", Ht.: 32"
	Thorne	1X 150W Max	N/A	Zebra Wood	Shade: 10x10x9", Ht.: 26"
	Tia	1X 150W Max	N/A	Walnut, Ebony, Choc. or Natural	Shade: 16x9", Ht.: 28"
	Torch	1X 40W Max Cord Switch	N/A	Walnut	Shade: 7x18", Ht.: 30"
	Tori	1X 60W Max Cord Switch	N/A	Wood and Br. Metal	Shade: 7x15", Ht.: 22"
	Tower	1X 40W Max	N/A	Ebony	Shade: 12x12x5" Rectangle, Ht.: 15"
	Tower II	1X 150W Max	N/A	Metal Powder Coated	Shade: 16x9", Ht.: 33"
	Trish	1X 100W Max Cord Switch	N/A	Br. Metal	Shade: 8x15", Ht.: 20"

*Most hanging lamps come with a acrylic diffuser.






Choose from our prints or C.O.M.

Additional sizes other than shown are available.

	Item			Lamping /Max Watts	Hang Method	Finial / Canopy / Base Finish	Shade Sizes / Description / Additional Info
	Tyler			1X 150W Max	N/A	Metal Powder Coated White	Shade: 12x9", Ht.: 24"
	Vick			1X 100W Max	N/A	Walnut, Ebony, Choc. or Natural	Shade: 8x9", Ht.: 19.5"
	Yee Bronze			1X 150W Max	N/A	Bronze	Shade: 16x9", Ht.: 34"
	Ziggy			1X 100W Max	N/A	Zebra Wood	Shade: 8x9", Ht.: 19"

Wall Sconces We offer LED bulbs








All Wall Sconces come with medium base sockets unless otherwise specified

	Bug Light			40W Half Chrome G25 (Incl.) med base	Hardwire	5x5x4" Square, Anodized Alum	8 Colors: Silver, Black, Brown, Orange, Blue, Gold, Green and Magenta
	Dana			1X 40W Max med base	Hardwire	Br. Metal	Shade: 10x10x12" OA: 10x12x14"
	Eli			1X 40W Max med base	Hardwire	N/A	Shade: 6x6x8" OA: 6x12x4"
	Eli			1X 13W, 1350 Lumen, 3000K, Phase Dim LED Array	Hardwire	N/A	Shade: 6x6x8" OA: 6x12x4 "4x7" For more technical info see: seascapelamps.com/pages/FAQs.html
	Erik			1X 13W, 1350 Lumen, 3000K, Phase Dim LED Array	Hardwire	Br. Metal	OA: 9x9x4" For more technical info see: seascapelamps.com/pages/FAQs.html

*Most hanging lamps come with a acrylic diffuser.

Choose from our prints or C.O.M.











Additional sizes other than shown are available.

	Item		Lamping /Max Watts	Hang Method	Finial / Canopy / Base Finish	Shade Sizes / Description / Additional Info
	Ibiza Metal		1X 40W Max med base	Hardwire	Br. Metal	Shade: 6x6x8" OA: 7x10.5x9"
	Ibiza Wood		1X 40W Max med base	Hardwire	Walnut, Ebony, Choc. or Natural	Shade: 6x6x8" OA: 7x10.5x9"
	Leslie		2X 40W Max med base	Swing Arm	Br. Metal	Shades: (2) 6x6x8" OA: 20x11x10" Movable Swing Arms
	Libby		1X 40W Max med base	Hardwire	Walnut, Ebony, Choc. or Natural	Shade: 6x6x8" OA: 6x15x9.5"
	LED Remy		1X 13W, 1350 Lumen, 3000K, Phase Dim LED Array	Hardwire	Walnut, Ebony, Choc. or Natural	OA: 7x13x4" 4x7" For more technical info see: seascapelamps.com/pages/FAQs.html
	Rizo		1X 40W Max med base	Hardwire	Walnut, Ebony, Choc. or Natural	Shade: 6x6x8" OA: 12x8x13" Movable Swing Arms
	LED Roller Sconce 18		1X 7W LED 18 T-8 60W EQV (Incl.)	36" Cord ADJ Monofilament	6" White Power Canopy & 2" White Suspension Canopy	20" Long x 6" D G-13 T-8, 700 Lumens, 3500K, 83CRI Forward/Reverse Phase Dimmers (Mag Or Elv) To 10%/ 0-10V To 10%
	LED Roller Sconce 24		1X 9W LED 24 T-8 80W EQV (Incl.)	36" Cord ADJ Monofilament	6" White Power Canopy & 2" White Suspension Canopy	25.875" Long x 6" D G-13 T-8, 900 Lumens, 3500K, 83CRI Forward/Reverse Phase Dimmers (Mag Or Elv) To 10%/ 0-10V To 10%
	LED Roller Sconce 48		1X 18W LED 48 T-8 100W EQV (Incl.)	36" Cord ADJ Monofilament	6" White Power Canopy & 2" White Suspension Canopy	56" Long x 6" D G-13 T-8, 1800 Lumens, 3500K, 83CRI Forward/Reverse Phase Dimmers (Mag Or Elv) To 10%/ 0-10V To 10%
	Ruby 12		1X 40W Max med base	Hardwire	Br. Metal	OA: 7x12x4" - ADA Compliant
	Ruby 14		1X 40W Max med base	Hardwire	Br. Metal	OA: 7x14x4" - ADA Compliant
	Ruby 16		1X 40W Max med base	Hardwire	Br. Metal	OA: 7x16x4" - ADA Compliant
	Ruby 18		2X 40W Max med base	Hardwire	Br. Metal	OA: 7x18x4" - ADA Compliant

*Most hanging lamps come with a acrylic diffuser.

Choose from our prints or C.O.M.

Additional sizes other than shown are available.

	Item		Lamping /Max Watts	Hang Method	Finial / Canopy / Base Finish	Shade Sizes / Description / Additional Info
	Ruby 20		2X 40W Max med base	Hardwire	Br. Metal	OA: 7x20x4" - ADA Compliant
	Sebastian		1X 40W Max med base	Hardwire	5x5x4" Square, Anodized Alum	8 Colors: Silver, Black, Brown, Orange, Blue, Gold, Green and Magenta Shade: Silver Organza OA: 6x14x8"
	Soma		1X 40W Max med base	Hardwire	Br. Nickel	Shade: 6x6x16" OA: 6x16x9.5:
	Tablet	LED	1X 24W LED	Hardwire	Wood Veneer: Walnut, Ebony, Choc. or Natura	OA: 18.25x7x1" 950 Lumens, 3000K, 40,000 hrs. Dimmable to 25%
	Tad (All Patterns)		1X 40W Max med base	Hardwire	Walnut & Natural Wood Finishes	OA: 8x12x4" - ADA Compliant, Wood Cut-Out exterior w/ fabric lining inside
		LED	1X 13W, 1350 Lumen, 3000K, Phase Dim LED Array	Hardwire	Walnut & Natural Wood Finishes	OA: 8x12x4" - ADA Compliant, For more technical info see: seascapeLamps.com/pages/FAQs.html
	Teva	LED	1X 13W, 1350 Lumen, 3000K, Phase Dim LED Array	Hardwire	Walnut & Natural Wood Finishes	OA: 7x13x4" - ADA Compliant, For more technical info see: seascapeLamps.com/pages/FAQs.html
	Ursa		1X 40W Max med base	Hardwire	Walnut, Ebony, Choc. or Natural	Shade: 6x6x8" OA: 7x15x8
	Vera Silver		1X 60W Max med base	Hardwire	Br. Nickel	Shade: 7x15" OA: 7x15x8
	Vera Walnut		1X 60W Max med base	Hardwire	Walnut, Ebony, Choc. or Natural	Shade: 7x15" OA: 7x15x8
	Vic		1X 40W Max med base	Hardwire	Br. Nickel	Shade: 6x6x8" OA: 6x12x9.5
	Vivian		1X 40W Max med base	Hardwire	Walnut, Ebony, Choc. or Natural	Shade: 6x6x8" OA: 12x8x12" Movable Swing Arm

*Most hanging lamps come with a acrylic diffuser.

Choose from our prints or C.O.M.

Additional sizes other than shown are available.

	Item			Lamping /Max Watts	Hang Method	Finial / Canopy / Base Finish	Shade Sizes / Description / Additional Info
	 Wink			1X 18.5W LED 75W EQV	Hardwire	White Border With Choice of Silk Interior.	OA: 9x1" 1150 Lumens, 3000K, 40,000 hrs. Dimmable to 25%
	Zaz			1X 40W Max med base	Hardwire	Br. Nickel	OA: 10x10x4" ADA Compliant
	Zaz			1X 40W Max med base	Hardwire	Br. Nickel	OA: 10x12x4" ADA Compliant
	Zaz			1X 40W Max med base	Hardwire	Br. Nickel	OA: 12x12x4" ADA Compliant
	Zen (All Patterns)			1X 40W Max med base	Hardwire	Walnut & Natural Wood Finishes	OA: 12x12x4" - ADA Compliant,
				1X 13W, 1350 Lumen, 3000K, Phase Dim LED Array	Hardwire	Walnut & Natural Wood Finishes	4x7" For more technical info see: seascapeLamps.com/pages/FAQs.html

*Most hanging lamps come with a acrylic diffuser.

Choose from our prints or C.O.M.

Additional sizes other than shown are available.